

14 July 2021

Mr W N Sample  
3 Anywhere Road  
Somewhere 1234

Dear Mr Sample

I am pleased to enclose your investment performance report from Select Wealth Management, covering the period **01 April 2021 to 30 June 2021**.

In summary, your Portfolio Valuation as at 30 June 2021 was \$94,770.76.

You will find detailed information about your portfolio in the report, including:

- Portfolio valuation
- Portfolio performance report
- Performance graph
- Asset allocation report
- Cash and asset transaction report
- Fee schedule

If any reports are not included, it means there have been no transactions for the period. Kindly refer to the reporting period dates when viewing your investment performance.

The reports provided by Investment Custodial Services Ltd (ICSL) are to confirm assets held in custody for you, and are not intended to provide information regarding performance of your portfolio.

[Did you know that you can now receive these reports online? You can also access all historic reports through a secure online portal. To set yourself up for online access, get in touch with us at \[info@selectwealth.co.nz\]\(mailto:info@selectwealth.co.nz\).](#)

If you'd like any further information, or would like to discuss your investments, please contact your financial adviser, ABC Advice Limited on 09 123 4567.

Yours sincerely



Debbie Tuddenham  
Head of Select Wealth

**Client ID# 990012345**



## Portfolio Summary

From 01 Apr 2021 to 30 Jun 2021

### Net Portfolio Performance

|                    | %      | \$          |
|--------------------|--------|-------------|
| This Period        | 2.92%  | \$2,677.25  |
| Last Twelve Months | 8.25%  | \$7,110.93  |
| Since Inception    | 55.23% | \$28,220.76 |

### Valuation

|                                   | \$          |
|-----------------------------------|-------------|
| Amount Contributed - 30 June 2021 | \$66,550.00 |
| Period Start Date - 01 April 2021 | \$91,414.34 |
| Period End Date - 30 June 2021    | \$94,770.76 |

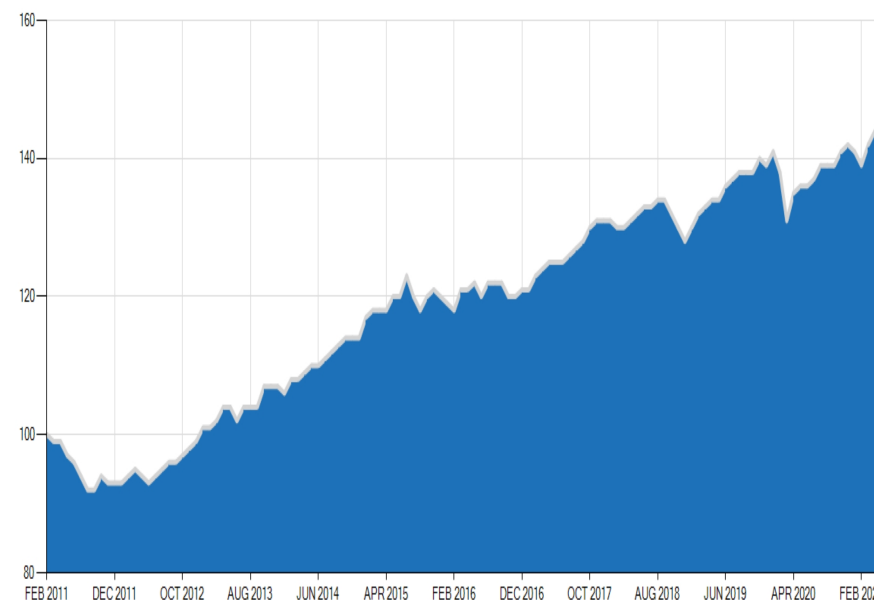
### Available Cash Balance

As at 30 June 2021

|     | Confirmed  | Estimated  |
|-----|------------|------------|
| NZD | \$4,073.85 | \$4,073.85 |
| AUD | \$0.00     | \$0.00     |
| GBP | \$0.00     | \$0.00     |
| USD | \$0.00     | \$0.00     |

### Taxable Income

|                | \$       |
|----------------|----------|
| Gross Amount   | \$620.82 |
| Taxes Withheld | \$193.15 |
| Net Amount     | \$427.68 |



## Shares

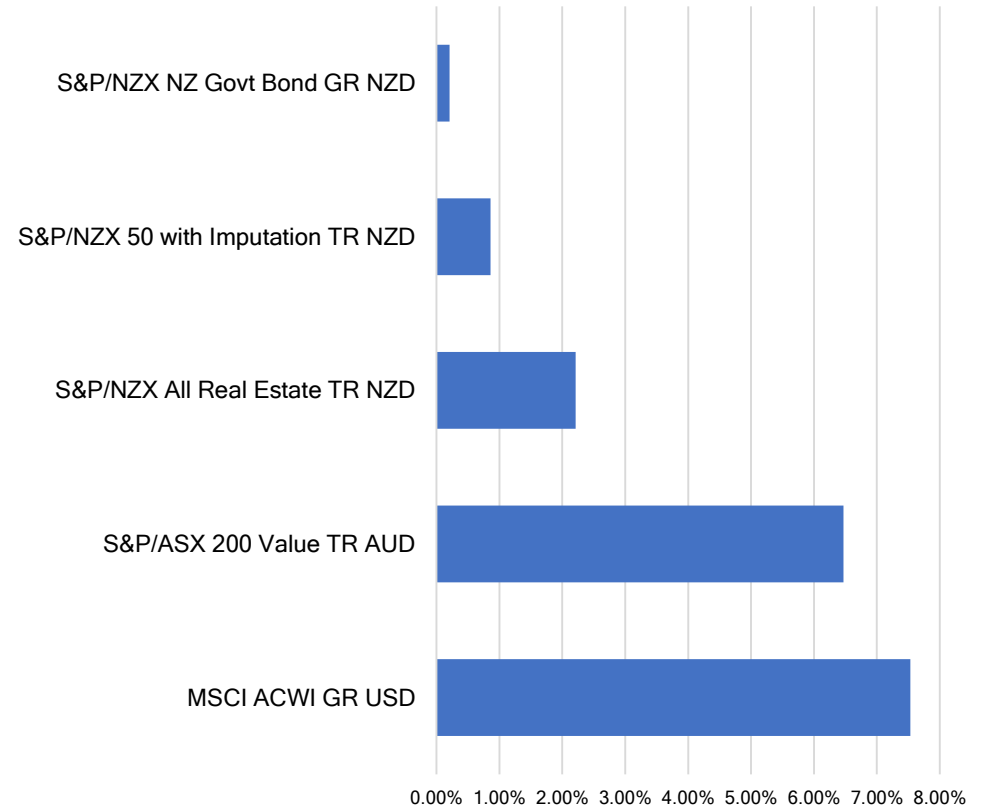
The New Zealand share market made a small positive return in the June Quarter of 0.7%. Smaller companies Arvida and Pacific Edge made the largest gains.

Milk companies A2 Milk and Fonterra had the largest percentage falls. Over the quarter Australian and International shares outperformed New Zealand.

The ASX 200 index increased 7% in NZ\$ terms and the MSCI ACWI 7.8%.

The information technology sector made the largest positive contribution in June.

## Index 3 Month Return to 30 June 2021



## Fixed Interest

The inflation outlook buffeted fixed interest returns. The need for higher interest rates to combat increased inflation expectations negatively impacts existing bond yields.

New Zealand fixed interest achieved marginally positive returns over the quarter with Local Authority Bonds providing the highest return. Global fixed income outperformed domestic with a 1.3% return.

## Property

The New Zealand real estate sector outperformed the general equity market over the quarter. Large property companies reported continuing asset appreciation with some asset recycling evident.

The sector recorded a 2.2% positive return over the 3-month period.

## Summary

The inflation outlook and its impact on interest rates dominated investment markets outlook. A variety of scenarios with a wide range of implications for differing asset classes exist. Given the low level of interest rates both fixed interest and shares are more sensitised to interest rate direction. Policy response will be key in dictating the investment return path.

Prepared by JMI Wealth, Investment Consultant to Select Wealth Management Limited





# Portfolio Reports

01 April 2021 - 30 June 2021

| Asset Allocation: Selected Balanced Portfolio   | Issuer   | Units  | Current Unit Price | Current Value | Current (NZD)   | % of Portfolio |
|---|--|--------|--------------------|---------------|-----------------|----------------|
| <b>Australasian Equities</b>  |  |        |                    |               |                 |                |
| Devon Alpha Fund (PIE) - SWM (Cash Dist)  | Devon Funds Management                             | 1,458  | \$2.0666           | \$3,014 NZD   | \$3,014         | 3.2%           |
| Devon Trans-Tasman Fund (PIE) - SWM (Cash Dist)   | Devon Funds Management                             | 658    | \$4.5616           | \$3,000 NZD   | \$3,000         | 3.2%           |
| Milford Dynamic Fund (PIE) - XR (Cash Dist)   | Milford Funds Limited                              | 1,011  | \$2.8798           | \$2,912 NZD   | \$2,912         | 3.1%           |
| Milford Trans-Tasman Equity Fund (PIE) - XR (Cash Dist)                                 | Milford Funds Limited                              | 1,444  | \$3.9502           | \$5,706 NZD   | \$5,706         | 6.0%           |
| Nikko AM Concentrated Equity Fund (PIE) (Cash Dist)                                     | Nikko Asset Management New Zealand Limited         | 973    | \$3.0117           | \$2,930 NZD   | \$2,930         | 3.1%           |
|   |  |        |                    |               | <b>\$17,562</b> | <b>18.5%</b>   |
| <b>International Equities</b>   |  |        |                    |               |                 |                |
| Apostle Dundas Global Equity Fund - Class C Units (W) - XR (Cash Dist)                  | K2 Asset Management Ltd                            | 3,003  | \$1.8468           | \$5,547 AUD   | \$5,954         | 6.3%           |
| Bankers Investment Trust Plc- GBP (BNKR) (Cash Dist)                                    | Bankers Investment Trust Plc                       | 3,486  | \$1.1400           | \$3,974 GBP   | \$7,869         | 8.3%           |
| Clarity Global Shares Fund (PIE) - SWM (Cash Dist)                                      | Clarity Funds Management Limited                   | 1,274  | \$3.8955           | \$4,961 NZD   | \$4,961         | 5.2%           |
| Magellan Global Fund (Hedged) (W) (Cash Dist)   | Magellan Financial Group                           | 2,763  | \$1.9777           | \$5,464 AUD   | \$5,866         | 6.2%           |
| Templeton Emerging Markets Investment Trust - GBP (TEM) (Cash Dist)                     | Franklin Templeton International Services S.à r.l. | 139    | \$10.0200          | \$1,412 GBP   | \$2,797         | 3.0%           |
| Vanguard International Shares Select Exclusions Index Fund - NZD Hedged (W) (Cash Dist) | Vanguard Investments Australia Limited             | 6,051  | \$1.5436           | \$9,340 NZD   | \$9,340         | 9.9%           |
|   |  |        |                    |               | <b>\$36,787</b> | <b>38.8%</b>   |
| <b>International Fixed Interest</b>   |  |        |                    |               |                 |                |
| Milford Trans-Tasman Bond Fund (PIE) - XR (Cash Dist)                                   | Milford Funds Limited                              | 10,882 | \$1.1971           | \$13,027 NZD  | \$13,027        | 13.7%          |
|   |  |        |                    |               | <b>\$13,027</b> | <b>13.7%</b>   |
| <b>Listed Property</b>  |  |        |                    |               |                 |                |
| OneAnswer Property Securities Fund (PIE) (Cash Dist)                                    | ANZ New Zealand Investments Limited                | 986    | \$4.7736           | \$4,705 NZD   | \$4,705         | 5.0%           |

## Portfolio Valuation

As at 30 Jun 2021

| Asset Allocation: Selected Balanced Portfolio                 | Issuer                                     | Units | Current Unit Price | Current Value | Current (NZD)   | % of Portfolio |
|---|--|-------|--------------------|---------------|-----------------|----------------|
|   |  |       |                    |               | <b>\$4,705</b>  | <b>5.0%</b>    |
| <b>New Zealand Fixed Interest</b>                             |  |       |                    |               |                 |                |
| Fisher Funds New Zealand Fixed Income Trust (PIE) (Cash Dist) | Fisher Funds Management Limited            | 5,745 | \$1.4616           | \$8,397 NZD   | \$8,397         | 8.9%           |
| Harbour NZ Core Fixed Interest Fund (PIE) - SWM (Cash Dist)   | Harbour Asset Management Limited           | 4,014 | \$1.1573           | \$4,645 NZD   | \$4,645         | 4.9%           |
| Nikko AM NZ Corporate Bond Fund (PIE) - RB (Cash Dist)        | Nikko Asset Management New Zealand Limited | 4,488 | \$1.2419           | \$5,574 NZD   | \$5,574         | 5.9%           |
|   |  |       |                    |               | <b>\$18,616</b> | <b>19.6%</b>   |
| <b>Cash and Cash Equivalents</b>                              |  |       |                    |               |                 |                |
| NZD Call Account  |  |       |                    | \$4,074 NZD   | \$4,074         | 4.3%           |
|   |  |       |                    |               | <b>\$4,074</b>  | <b>4.3%</b>    |
| <b>Total</b>  |  |       |                    |               | <b>\$94,771</b> | <b>100.0%</b>  |

Portfolio Investment Entity (PIE) Estimated Tax Liability: NZD 4.03: 30/06/2021. Exchange Rates: AUD 0.9315. This Portfolio Valuation is current at the time it is generated. The valuation may change due to changes in prices and exchange rates and should not be regarded as a firm quotation to buy or sell the assets. The Current NZD value is calculated per asset as follows: Units Held x Unit Price/Exchange Rate. The total value of the asset may also include any declared distributions and/or interest accruals. The Unit Price is the most recent end of day market price available at report date. The Exchange Rate is the most recent end of day rate available at report date.



## Portfolio Performance By Asset

From 01 Apr 2021 to 30 Jun 2021

|   | Value at<br>01/04/2021 | Amount<br>Contributed | Reinvested<br>Income | Amount<br>Withdrawn | Gain/Loss      | Value at<br>30/06/2021 | Distribution &<br>Rebates | Gross<br>Return |
|---|------------------------|-----------------------|----------------------|---------------------|----------------|------------------------|---------------------------|-----------------|
| <b>Australasian Equities</b>  |                        |                       |                      |                     |                |                        |                           |                 |
| Devon Alpha Fund (PIE) - SWM (Cash Dist)  | \$2,892                | \$0                   | \$0                  | \$0                 | \$121          | \$3,014                | \$37                      | 5.50%           |
| Devon Trans-Tasman Fund (PIE) - SWM (Cash Dist)   | \$2,928                | \$0                   | \$0                  | \$0                 | \$71           | \$3,000                | \$50                      | 4.17%           |
| Milford Dynamic Fund (PIE) (Cash Dist)  | \$2,705                | \$0                   | \$0                  | \$2,789             | \$83           | \$0                    | \$0                       | 3.11%           |
| Milford Dynamic Fund (PIE) - XR (Cash Dist)   | \$0                    | \$2,789               | \$0                  | \$0                 | \$124          | \$2,912                | \$0                       | 4.41%           |
| Milford Trans-Tasman Equity Fund (PIE) (Cash Dist)                                      | \$5,546                | \$0                   | \$0                  | \$5,681             | \$136          | \$0                    | \$0                       | 2.43%           |
| Milford Trans-Tasman Equity Fund (PIE) - XR (Cash Dist)                                 | \$0                    | \$5,681               | \$0                  | \$152               | \$177          | \$5,706                | \$0                       | 3.16%           |
| MINT Australasian Equity Fund (PIE) - SWM (Cash Dist)                                   | \$2,732                | \$0                   | \$0                  | \$2,752             | \$20           | \$0                    | \$3                       | 0.84%           |
| Nikko AM Concentrated Equity Fund (PIE) (Cash Dist)                                     | \$2,758                | \$0                   | \$0                  | \$0                 | \$172          | \$2,930                | \$0                       | 6.24%           |
|   | <b>\$19,561</b>        | <b>\$8,470</b>        | <b>\$0</b>           | <b>\$11,374</b>     | <b>\$904</b>   | <b>\$17,562</b>        | <b>\$90</b>               | <b>3.80%</b>    |
| <b>International Equities</b>   |                        |                       |                      |                     |                |                        |                           |                 |
| Apostle Dundas Global Equity Fund - Class C Units (W) - XR (Cash Dist)                  | \$5,768                | \$0                   | \$0                  | \$341               | \$528          | \$5,954                | \$3                       | 9.32%           |
| Bankers Investment Trust Plc- GBP (BNKR) (Cash Dist)                                    | \$7,623                | \$0                   | \$0                  | \$0                 | \$247          | \$7,869                | \$37                      | 3.71%           |
| Clarity Global Shares Fund (PIE) - SWM (Cash Dist)                                      | \$4,640                | \$0                   | \$0                  | \$0                 | \$322          | \$4,961                | \$1                       | 6.94%           |
| Magellan Global Fund (Hedged) (W) (Cash Dist)   | \$5,588                | \$0                   | \$0                  | \$0                 | \$277          | \$5,866                | \$0                       | 4.97%           |
| Templeton Emerging Markets Investment Trust - GBP (TEM) (Cash Dist)                     | \$0                    | \$2,839               | \$0                  | \$0                 | -\$43          | \$2,797                | \$0                       | -1.47%          |
| Vanguard International Shares Select Exclusions Index Fund - NZD Hedged (W) (Cash Dist) | \$9,538                | \$0                   | \$0                  | \$334               | \$135          | \$9,340                | \$544                     | 7.19%           |
|   | <b>\$33,157</b>        | <b>\$2,839</b>        | <b>\$0</b>           | <b>\$675</b>        | <b>\$1,466</b> | <b>\$36,787</b>        | <b>\$585</b>              | <b>6.17%</b>    |

## Portfolio Performance By Asset

From 01 Apr 2021 to 30 Jun 2021

|   | Value at<br>01/04/2021 | Amount<br>Contributed | Reinvested<br>Income | Amount<br>Withdrawn | Gain/Loss    | Value at<br>30/06/2021 | Distribution &<br>Rebates | Gross<br>Return |
|---|------------------------|-----------------------|----------------------|---------------------|--------------|------------------------|---------------------------|-----------------|
| <b>International Fixed Interest</b>                           |                        |                       |                      |                     |              |                        |                           |                 |
| Milford Trans-Tasman Bond Fund (PIE) - RB (Cash Dist)         | \$12,402               | \$0                   | \$0                  | \$12,456            | \$54         | \$0                    | \$2                       | 0.45%           |
| Milford Trans-Tasman Bond Fund (PIE) - XR (Cash Dist)         | \$0                    | \$13,058              | \$0                  | \$0                 | -\$31        | \$13,027               | \$49                      | 0.14%           |
|   | <b>\$12,402</b>        | <b>\$13,058</b>       | <b>\$0</b>           | <b>\$12,456</b>     | <b>\$23</b>  | <b>\$13,027</b>        | <b>\$51</b>               | <b>0.33%</b>    |
| <b>Listed Property</b>  |                        |                       |                      |                     |              |                        |                           |                 |
| OneAnswer Property Securities Fund (PIE) (Cash Dist)          | \$4,505                | \$74                  | \$0                  | \$0                 | \$126        | \$4,705                | \$4                       | 2.87%           |
|   | <b>\$4,505</b>         | <b>\$74</b>           | <b>\$0</b>           | <b>\$0</b>          | <b>\$126</b> | <b>\$4,705</b>         | <b>\$4</b>                | <b>2.87%</b>    |
| <b>New Zealand Fixed Interest</b>                             |                        |                       |                      |                     |              |                        |                           |                 |
| Fisher Funds New Zealand Fixed Income Trust (PIE) (Cash Dist) | \$8,011                | \$382                 | \$0                  | \$0                 | \$4          | \$8,397                | \$14                      | 0.22%           |
| Harbour NZ Core Fixed Interest Fund (PIE) - SWM (Cash Dist)   | \$4,445                | \$211                 | \$0                  | \$0                 | -\$11        | \$4,645                | \$16                      | 0.11%           |
| Nikko AM NZ Bond Fund (PIE) - AR (Cash Dist)                  | \$0                    | \$0                   | \$0                  | \$0                 | \$0          | \$0                    | \$4                       | 0.00%           |
| Nikko AM NZ Bond Fund (PIE) - XR (Cash Dist)                  | \$4,461                | \$0                   | \$0                  | \$4,460             | -\$1         | \$0                    | \$0                       | -0.02%          |
| Nikko AM NZ Corporate Bond Fund (PIE) - RB (Cash Dist)        | \$0                    | \$5,602               | \$0                  | \$0                 | -\$28        | \$5,574                | \$18                      | -0.18%          |
|   | <b>\$16,917</b>        | <b>\$6,196</b>        | <b>\$0</b>           | <b>\$4,460</b>      | <b>-\$36</b> | <b>\$18,616</b>        | <b>\$52</b>               | <b>0.12%</b>    |

## Portfolio Performance By Asset

From 01 Apr 2021 to 30 Jun 2021

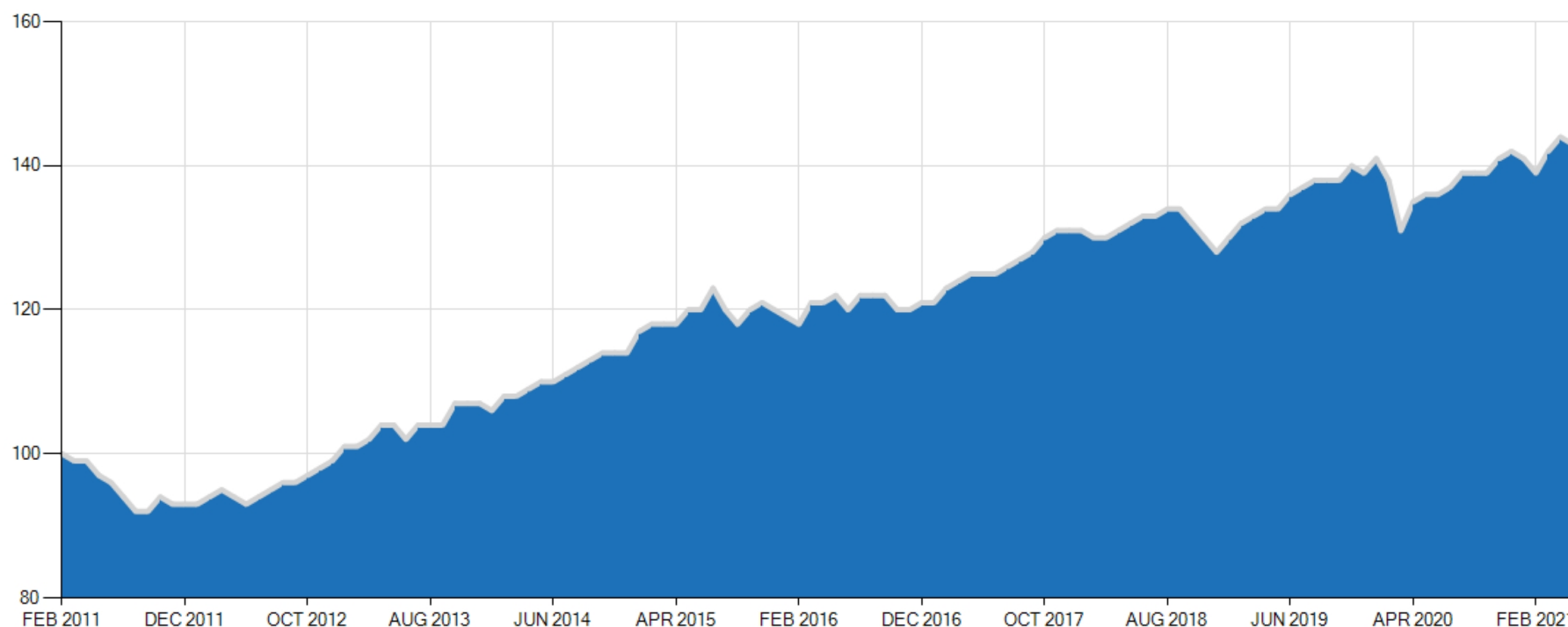
|                                     | Value at<br>01/04/2021 | Amount<br>Contributed | Reinvested<br>Income | Amount<br>Withdrawn | Gain/Loss      | Value at<br>30/06/2021 | Distribution &<br>Rebates | Gross<br>Return |
|-------------------------------------|------------------------|-----------------------|----------------------|---------------------|----------------|------------------------|---------------------------|-----------------|
| <b>Cash</b>                         |                        |                       |                      |                     |                |                        |                           |                 |
| AUD Call Account                    | \$0                    | \$345                 | \$0                  | \$346               | \$1            | \$0                    | \$0                       | 0.00%           |
| GBP Call Account                    | \$0                    | \$2,885               | \$0                  | \$2,885             | \$0            | \$0                    | \$0                       | 0.00%           |
| NZD Call Account                    | \$4,801                | \$9,627               | \$5                  | \$10,359            | \$0            | \$4,074                | \$0                       | 0.35%           |
|                                     | <b>\$4,801</b>         | <b>\$12,857</b>       | <b>\$5</b>           | <b>\$13,590</b>     | <b>\$1</b>     | <b>\$4,074</b>         | <b>\$0</b>                | <b>0.12%</b>    |
| <b>Total</b>                        | <b>\$91,344</b>        | <b>\$43,494</b>       | <b>\$5</b>           | <b>\$42,555</b>     | <b>\$2,484</b> | <b>\$94,771</b>        | <b>\$782</b>              |                 |
| <b>Gross Performance (by Asset)</b> |                        |                       |                      |                     |                |                        |                           | <b>3.52%</b>    |
| <b>Net Portfolio Performance</b>    |                        |                       |                      |                     |                |                        |                           | <b>2.92%</b>    |

The returns for the period are Gross of tax and fees (where known) and are money weighted for all assets other than cash.  
The returns are for the period selected and not expressed as a per annum return. The returns for cash accounts are the closing interest rates for the period.  
Values for all assets are in New Zealand dollars and reflect the gains and losses due to foreign exchange fluctuations.  
Net Portfolio Performance is net of fees and taxes withheld.

\* Indicates that the asset has an amount received from the sale/transfer out of Nil Paid rights in the calculation  
\*\* Indicates free units from the Rights Issue which are incorporated in the Parent asset value

## Portfolio Performance Graph

From 01 Apr 2021 to 30 Jun 2021



### Investment Return

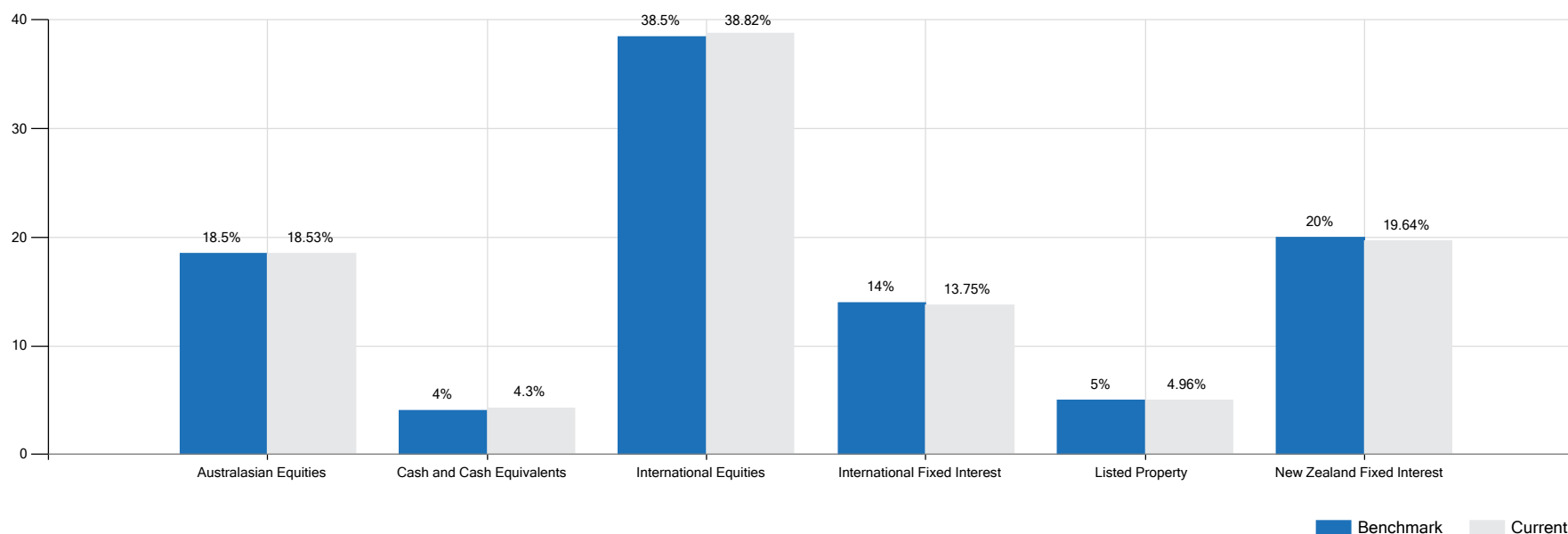
### Your Portfolio

|                              |        |
|------------------------------|--------|
| Last 3 Months To 30/06/2021  | 2.92%  |
| Last 12 Months To 30/06/2021 | 8.25%  |
| Since Inception              | 55.23% |

The portfolio returns for all periods are net of tax and fees (where known) and money weighted.

The returns are for the period selected and not expressed as a per annum return.

Values are expressed in NZ dollars and reflect gains and losses due to foreign exchange fluctuations.



**Selected Balanced Portfolio:**

| ReportClass                  | Current Amount     | Current % | Benchmark % | Variance % | Variance Amount |
|------------------------------|--------------------|-----------|-------------|------------|-----------------|
| International Equities       | \$36,787.32        | 38.82%    | 38.50%      | 0.32%      | \$303.27        |
| New Zealand Fixed Interest   | \$18,616.09        | 19.64%    | 20.00%      | -0.36%     | -\$341.17       |
| Australasian Equities        | \$17,561.55        | 18.53%    | 18.50%      | 0.03%      | \$28.43         |
| International Fixed Interest | \$13,027.11        | 13.75%    | 14.00%      | -0.25%     | -\$236.93       |
| Listed Property              | \$4,704.85         | 4.96%     | 5.00%       | -0.04%     | -\$37.91        |
| Cash and Cash Equivalents    | \$4,073.85         | 4.30%     | 4.00%       | 0.30%      | \$284.31        |
| <b>Total</b>                 | <b>\$94,770.76</b> |           |             |            |                 |

## Fee Schedule

From 01 Apr 2021 to 30 Jun 2021

| Date   | Fee Description   | Amount  | Amount NZD      |
|--|---|---------|-----------------|
| <b>Percentage Based Charges</b>                        |   |         |                 |
| 01/04/2021   | Adviser Fee Mar 2021  | \$57.40 | \$57.40         |
| 01/04/2021   | Select Fee Mar 2021   | \$42.10 | \$42.10         |
| 01/05/2021   | Adviser Fee Apr 2021  | \$57.05 | \$57.05         |
| 01/05/2021   | Select Fee Apr 2021   | \$41.83 | \$41.83         |
| 01/06/2021   | Adviser Fee May 2021  | \$59.24 | \$59.24         |
| 01/06/2021   | Select Fee May 2021   | \$43.44 | \$43.44         |
|  | <b>Total:</b>   |         | <b>\$301.06</b> |
| <b>Percentage Based Charges - Related Party Assets</b> |   |         |                 |
| 21/04/2021   | Clarity Global Shares Fund (PIE) - SWM - Manager Fee Rebate | -\$0.40 | -\$0.40         |
| 22/04/2021   | Devon Alpha Fund (PIE) - SWM - Manager Fee Rebate           | -\$0.62 | -\$0.62         |
| 22/04/2021   | Devon Trans-Tasman Fund (PIE) - SWM - Manager Fee Rebate    | -\$0.87 | -\$0.87         |
| 19/05/2021   | Clarity Global Shares Fund (PIE) - SWM - Manager Fee Rebate | -\$0.39 | -\$0.39         |
| 22/05/2021   | Devon Alpha Fund (PIE) - SWM - Manager Fee Rebate           | -\$0.61 | -\$0.61         |
| 22/05/2021   | Devon Trans-Tasman Fund (PIE) - SWM - Manager Fee Rebate    | -\$0.86 | -\$0.86         |
| 22/06/2021   | Clarity Global Shares Fund (PIE) - SWM - Manager Fee Rebate | -\$0.41 | -\$0.41         |
| 22/06/2021   | Devon Alpha Fund (PIE) - SWM - Manager Fee Rebate           | -\$0.63 | -\$0.63         |
| 22/06/2021   | Devon Trans-Tasman Fund (PIE) - SWM - Manager Fee Rebate    | -\$0.89 | -\$0.89         |
| 30/06/2021   | Clarity Global Shares Fund (PIE) - SWM *                    | \$10.80 | \$10.80         |
| 30/06/2021   | Devon Alpha Fund (PIE) - SWM *                              | \$7.35  | \$7.35          |
| 30/06/2021   | Devon Trans-Tasman Fund (PIE) - SWM *                       | \$6.63  | \$6.63          |
|  | <b>Total:</b>   |         | <b>\$19.10</b>  |
| <b>Individual Action Fees</b>                          |   |         |                 |
| 14/04/2021   | Standing Deposit Fee Paid                                   | \$5.00  | \$5.00          |
| 14/05/2021   | Standing Deposit Fee Paid                                   | \$5.00  | \$5.00          |
| 14/06/2021   | Standing Deposit Fee Paid                                   | \$5.00  | \$5.00          |



---

|               |                |
|---------------|----------------|
| <b>Total:</b> | <b>\$15.00</b> |
|---------------|----------------|

---

\*This item has been included as part of an asset transaction settlement or deducted at source by the fund.  
Fees are inclusive of GST where GST is payable

**Amount Contributed**  
From 01 Apr 2021 to 30 Jun 2021

| Date         | Asset Name | Transaction          | Amount Contributed | Amount Withdrawn | Security Transfers | Total    |
|--------------|------------|----------------------|--------------------|------------------|--------------------|----------|
| 15/04/2021   | Regular DD | Direct Debit Deposit | \$250.00           | \$0.00           | \$0.00             | \$250.00 |
| 17/05/2021   | Regular DD | Direct Debit Deposit | \$250.00           | \$0.00           | \$0.00             | \$250.00 |
| 15/06/2021   | Regular DD | Direct Debit Deposit | \$250.00           | \$0.00           | \$0.00             | \$250.00 |
| <b>Total</b> |            |                      | <b>\$750.00</b>    |                  | <b>\$0.00</b>      |          |

**DIMS Portfolio Income**  
 From 01 Apr 2021 to 30 Jun 2021

|   | Gross           | Net Income      |
|---|-----------------|-----------------|
| <b>Dividend</b>   |                 |                 |
| Bankers Investment Trust Plc- GBP (BNKR) (Cash Dist)                                    | \$37.03         | \$24.81         |
| Vanguard International Shares Select Exclusions Index Fund - NZD Hedged (W) (Cash Dist) | \$543.69        | \$364.27        |
|   | <b>\$580.72</b> | <b>\$389.08</b> |
| <b>Interest</b>   |                 |                 |
| Bank Interest Transaction   | \$4.53          | \$3.03          |
|   | <b>\$4.53</b>   | <b>\$3.03</b>   |
| <b>Other Income</b>   |                 |                 |
| Apostle Dundas Global Equity Fund - Class C Units (W) - XR (Cash Dist)                  | \$0.95          | \$0.95          |
| Clarity Global Shares Fund (PIE) - SWM (Cash Dist)                                      | \$1.20          | \$1.20          |
| Devon Alpha Fund (PIE) - SWM (Cash Dist)  | \$1.86          | \$1.86          |
| Devon Alpha Fund (PIE) - SWM (Cash Dist)  | \$35.00         | \$35.00         |
| Devon Trans-Tasman Fund (PIE) - SWM (Cash Dist)   | \$47.34         | \$47.34         |
| Devon Trans-Tasman Fund (PIE) - SWM (Cash Dist)   | \$2.62          | \$2.62          |
| Fisher Funds New Zealand Fixed Income Trust (PIE) (Cash Dist)                           | \$13.92         | \$13.92         |
| Harbour NZ Core Fixed Interest Fund (PIE) - SWM (Cash Dist)                             | \$3.68          | \$3.68          |
| Harbour NZ Core Fixed Interest Fund (PIE) - SWM (Cash Dist)                             | \$12.43         | \$12.43         |
| Milford Trans-Tasman Bond Fund (PIE) - XR (Cash Dist)                                   | \$48.97         | \$48.97         |
| MINT Australasian Equity Fund (PIE) - SWM (Cash Dist)                                   | \$3.26          | \$3.26          |

**DIMS Portfolio Income**  
From 01 Apr 2021 to 30 Jun 2021

|  | Gross           | Net Income      |
|--|-----------------|-----------------|
| Nikko AM NZ Bond Fund (PIE) - AR (Cash Dist)           | \$4.06          | \$4.06          |
| Nikko AM NZ Bond Fund (PIE) - XR (Cash Dist)           | \$0.31          | \$0.31          |
| Nikko AM NZ Corporate Bond Fund (PIE) - RB (Cash Dist) | \$17.95         | \$17.95         |
| OneAnswer Property Securities Fund (PIE) (Cash Dist)   | \$3.71          | \$3.71          |
|  | <b>\$197.26</b> | <b>\$197.26</b> |
| <b>Total:</b>  | <b>\$782.51</b> | <b>\$589.37</b> |

## Asset Transactions Summary

From 01 Apr 2021 to 30 Jun 2021

| Aegis Date                   | Issuer Date | Units       | Investment   | Transaction              | Unit Value | Trade Currency Cost | NZD Equivalent Cost |
|------------------------------|-------------|-------------|--|--------------------------|------------|---------------------|---------------------|
| <b>Investment Additions</b>  |             |             |  |                          |            |                     |                     |
| 27/05/2021                   | 24/05/2021  | 1,011.3200  | Milford Dynamic Fund (PIE) - XR (Cash Dist)                            | Switch In                | \$2.7574   | \$2,788.61 NZD      | \$2,788.61 NZD      |
| 27/05/2021                   | 24/05/2021  | 10,381.1730 | Milford Trans-Tasman Bond Fund (PIE) - XR (Cash Dist)                  | Switch In                | \$1.1999   | \$12,456.37 NZD     | \$12,456.37 NZD     |
| 27/05/2021                   | 24/05/2021  | 1,483.2880  | Milford Trans-Tasman Equity Fund (PIE) - XR (Cash Dist)                | Switch In                | \$3.8302   | \$5,681.29 NZD      | \$5,681.29 NZD      |
| 09/06/2021                   | 04/06/2021  | 261.8950    | Fisher Funds New Zealand Fixed Income Trust (PIE) (Cash Dist)          | Direct Buy               | \$1.4586   | \$382.00 NZD        | \$382.00 NZD        |
| 08/06/2021                   | 04/06/2021  | 501.0492    | Milford Trans-Tasman Bond Fund (PIE) - XR (Cash Dist)                  | Direct Buy               | \$1.2009   | \$601.71 NZD        | \$601.71 NZD        |
| 09/06/2021                   | 04/06/2021  | 15.4877     | OneAnswer Property Securities Fund (PIE) (Cash Dist)                   | Direct Buy               | \$4.7515   | \$73.59 NZD         | \$73.59 NZD         |
| 08/06/2021                   | 04/06/2021  | 139.0000    | Templeton Emerging Markets Investment Trust - GBP (TEM) (Cash Dist)    | Direct Buy               | \$10.4158  | \$1,447.80 GBP      | \$2,839.38 NZD      |
| 11/06/2021                   | 09/06/2021  | 181.5957    | Harbour NZ Core Fixed Interest Fund (PIE) - SWM (Cash Dist)            | Direct Buy               | \$1.1644   | \$211.45 NZD        | \$211.45 NZD        |
| 11/06/2021                   | 09/06/2021  | 4,488.1400  | Nikko AM NZ Corporate Bond Fund (PIE) - RB (Cash Dist)                 | Direct Buy               | \$1.2482   | \$5,602.10 NZD      | \$5,602.10 NZD      |
| <b>Investment Reductions</b> |             |             |  |                          |            |                     |                     |
| 27/05/2021                   | 24/05/2021  | 1,011.3200  | Milford Dynamic Fund (PIE) (Cash Dist)                                 | Switch Out By Repurchase | \$2.7574   | \$2,788.61 NZD      | \$2,788.61 NZD      |
| 27/05/2021                   | 24/05/2021  | 10,381.1730 | Milford Trans-Tasman Bond Fund (PIE) - RB (Cash Dist)                  | Switch Out By Repurchase | \$1.1999   | \$12,456.37 NZD     | \$12,456.37 NZD     |
| 27/05/2021                   | 24/05/2021  | 1,483.2880  | Milford Trans-Tasman Equity Fund (PIE) (Cash Dist)                     | Switch Out By Repurchase | \$3.8302   | \$5,681.29 NZD      | \$5,681.29 NZD      |
| 07/06/2021                   | 04/06/2021  | 181.3452    | Apostle Dundas Global Equity Fund - Class C Units (W) - XR (Cash Dist) | Sale by Redemption       | \$1.7529   | \$317.88 AUD        | \$341.07 NZD        |

## Asset Transactions Summary

From 01 Apr 2021 to 30 Jun 2021

| Aegis Date                   | Issuer Date | Units      | Investment  | Transaction        | Unit Value | Trade Currency Cost | NZD Equivalent Cost |
|------------------------------|-------------|------------|---|--------------------|------------|---------------------|---------------------|
| <b>Investment Reductions</b> |             |            |   |                    |            |                     |                     |
| 10/06/2021                   | 04/06/2021  | 38.8372    | Milford Trans-Tasman Equity Fund (PIE) - XR (Cash Dist)                                 | Sale by Redemption | \$3.9192   | \$152.21 NZD        | \$152.21 NZD        |
| 09/06/2021                   | 04/06/2021  | 675.0662   | MINT Australasian Equity Fund (PIE) - SWM (Cash Dist)                                   | Sale by Redemption | \$4.0760   | \$2,751.57 NZD      | \$2,751.57 NZD      |
| 09/06/2021                   | 04/06/2021  | 4,073.5287 | Nikko AM NZ Bond Fund (PIE) - XR (Cash Dist)  | Sale by Redemption | \$1.0949   | \$4,460.11 NZD      | \$4,460.11 NZD      |
| 07/06/2021                   | 04/06/2021  | 219.7489   | Vanguard International Shares Select Exclusions Index Fund - NZD Hedged (W) (Cash Dist) | Sale by Redemption | \$1.5179   | \$333.56 NZD        | \$333.56 NZD        |





**0800 653 000**



**SELECTWEALTH.CO.NZ**

Select Wealth Management  
Level 1, 87 Hurstmere Road

PO Box 33-1106, Takapuna  
Auckland 0740, New Zealand

**P** 0800 653 000

**E** [info@selectwealth.co.nz](mailto:info@selectwealth.co.nz)

**W** [www.selectwealth.co.nz](http://www.selectwealth.co.nz)