

Mr A G Sample
ANNUAL PORTFOLIO REPORTS

From 1 April 2015 to 31 March 2016

Adviser

John Doe - Doe Advice Group

Phone 09 456 7841

Client ID

990012345

Confidential Information

Date Issued:

6 April 2016

Mr A G Sample

PORTFOLIO VALUATION REPORT

As at 31 Mar 2016

Asset Allocation: Selected Balanced Portfolio

	Issuer	Units	Current Unit Price	Current Value	Current (NZD)	% of Portfolio
Australasian Equities						
Devon Trans-Tasman Fund (PIE) (Cash Dist)	Devon Funds Management	729	3.4848	2,540 NZD	2,540	7.2%
MINT Australia New Zealand Active Equity Trust (PIE) (Cash Dist)	Mint Asset Management	864	2.2379	1,934 NZD	1,934	5.5%
Nikko AM Concentrated Equity Fund (PIE) (Cash Dist)	Nikko Asset Management New Zealand Limited	627	1.7863	1,120 NZD	1,120	3.2%
					\$5,594	15.8%
International Equities						
Bankers Investment Trust Plc- GBP (BNKR) (Cash Dist)	Bankers Investment Trust Limited	135	5.8300	787 GBP	1,636	4.6%
RIT Capital Partners PLC - GBP (RCP) (Cash Dist)	RIT Capital Partners PLC	66	16.5000	1,089 GBP	2,263	6.4%
Russell Global Opportunities Fund - \$NZ Hedged - Class B (W) (Cash Dist)	Russell Investments	3,067	1.2706	3,897 AUD	4,322	12.2%
SPDR S&P 500 ETF Trust - USD (SPY) (Cash Dist)	SPDR S&P 500 ETF Trust	4	205.5200	826 USD	1,195	3.4%
					\$9,416	26.6%
Listed Property						
OneAnswer Property Securities Fund (PIE) (Cash Dist)	ANZ New Zealand Investments Limited	605	2.9970	1,813 NZD	1,813	5.1%
					\$1,813	5.1%
New Zealand Fixed Interest						
AMP Capital NZ Fixed Interest Fund (AIF F) (PIE) (Cash Dist)	AMP Investment Management (N.Z.) Limited	3,102	1.6663	5,168 NZD	5,168	14.6%
Harbour NZ Core Fixed Interest Fund (PIE) (Cash Dist)	Harbour Asset Management Limited	4,758	1.0962	5,216 NZD	5,216	14.8%
					\$10,384	29.4%
Other						
Magellan Infrastructure Fund (W) (Cash Dist)	Magellan Financial Group	759	1.2820	973 AUD	1,079	3.0%
					\$1,079	3.0%
Cash and Cash Equivalents						
AMP Capital NZ Cash Fund (AIF D) (PIE) (Cash Dist)	AMP Investment Management (N.Z.) Limited	3,167	1.6214	5,135 NZD	5,135	14.5%
NZD Call Account				1,911 NZD	1,911	5.4%
					\$7,046	19.9%

Mr A G Sample
PORTFOLIO VALUATION REPORT
As at 31 Mar 2016

Asset Allocation: Selected Balanced Portfolio

Issuer	Units	Current Unit Price	Current Value	Current (NZD)	% of Portfolio
--------	-------	-----------------------	------------------	------------------	-------------------

Total				\$35,332	100%
--------------	--	--	--	-----------------	-------------

Portfolio Investment Entity (PIE) Estimated Tax Liability : NZD 2.67 As At Date : 29/03/2016

Exchange Rates: AUD = 0.9017 GBP = 0.4812 USD = 0.6916

This Portfolio Valuation is current at the time it is generated. The valuation may change due to changes in prices and exchange rates and should not be regarded as a firm quotation to buy or sell the assets.

The Current NZD value is calculated per asset as follows: Units Held x Unit Price/Exchange Rate. The total value of the asset may also include any declared distributions and/or interest accruals.

The Unit Price is the most recent end of day market price available at report date. The Exchange Rate is the most recent end of day rate available at report date.

Mr A G Sample
PORTFOLIO PERFORMANCE SUMMARY

Return for	Return for
01 Apr 2015 to 31 Mar 2016	01 Apr 2011 to 31 Mar 2016
Opening Portfolio Value	Opening Portfolio Value
\$34,186.43	\$43,972.94
Capital Contributed	Capital Contributed
\$0.00	\$0.00
Capital Withdrawn	Capital Withdrawn
(\$0.00)	(\$15,000.00)
Security Transfers	Security Transfers
\$0.00	\$0.00
Closing Portfolio Value	Closing Portfolio Value
\$35,332.38	\$35,332.38
Gain or (Loss)	Gain or (Loss)
\$1,145.95	\$6,359.44
Portfolio Return	Portfolio Return
4.54%	24.08%

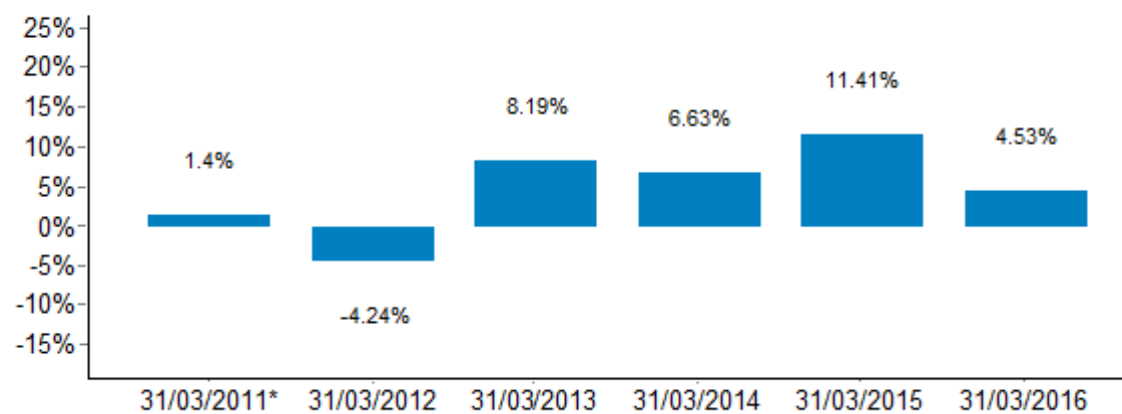
The portfolio return is money weighted and before any tax deducted but after fees and trading expenses. The Gain or (Loss) amounts are net of tax paid.

The Portfolio Return is for the period selected and not expressed as a per annum return.

Returns are a reflection of past performance and are not a guarantee or indication of future performance.

Mr A G Sample

HISTORICAL PORTFOLIO PERFORMANCE



Year Ending	Opening PV	Contributed	Withdrawn	Transfers	Closing PV	Gain or Loss(-)	Return %
31/03/2011	0.00	43,402.37	0.00	0.00	43,972.94	570.57	1.40% *
31/03/2012	43,972.94	0.00	10,000.00	0.00	32,150.75	-1,822.19	-4.24%
31/03/2013	32,150.75	0.00	5,000.00	0.00	29,138.88	1,988.13	8.19%
31/03/2014	29,138.88	0.00	0.00	0.00	30,872.99	1,734.11	6.63%
31/03/2015	30,872.99	0.00	0.00	0.00	34,186.43	3,313.44	11.41%
31/03/2016	34,186.43	0.00	0.00	0.00	35,332.38	1,145.95	4.53%

* The start date for this portfolio is 29 Oct 2010 and therefore does not reflect values for the full period stated.

The portfolio return is money weighted and before any tax deducted but after fees and trading expenses. The Gain or (Loss) amounts are net of tax paid.

The Portfolio Return is calculated as a 12 monthly return for each year shown.

Returns are a reflection of past performance and are not a guarantee or indication of future performance.

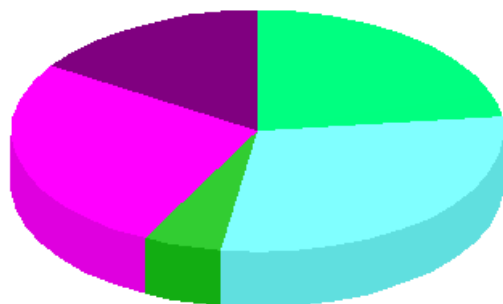
Mr A G Sample
PORTFOLIO INCOME
1 April 2015 to 31 March 2016

	Gross	Net Income
Dividend		
Bankers Investment Trust Plc- GBP (BNKR) (Cash Dist)	\$47.51	\$31.83
Bentham Wholesale Global Income Fund - \$NZD (W) (Cash Dist)	\$84.69	\$59.44
Magellan Infrastructure Fund (W) (Cash Dist)	\$41.64	\$27.91
Perennial Value Wealth Defender Fund (W) (Cash Dist)	\$28.78	\$19.29
RIT Capital Partners PLC - GBP (RCP) (Cash Dist)	\$59.66	\$49.02
Russell Global Opportunities Fund - \$NZ Hedged - Class B (W) (Cash Dist)	\$649.12	\$434.91
SPDR S&P 500 ETF Trust - USD (SPY) (Cash Dist)	\$43.55	\$29.59
	\$954.95	\$651.99
Interest		
Bank Interest Transaction	\$52.35	\$43.20
	\$52.35	\$43.20
Other		
AMP Capital NZ Cash Fund (AIF D) (PIE) (Cash Dist)	\$111.01	\$111.01
AMP Capital NZ Fixed Interest Fund (AIF F) (PIE) (Cash Dist)	\$171.99	\$171.99
Devon Trans-Tasman Fund (PIE) (Cash Dist)	\$98.63	\$98.63
Harbour NZ Core Fixed Interest Fund (PIE) (Cash Dist)	\$114.73	\$114.73
Nikko AM Concentrated Equity Fund (PIE) (Cash Dist)	\$10.66	\$10.66
OneAnswer Property Securities Fund (PIE) (Cash Dist)	\$2.98	\$2.98
	\$510.00	\$510.00
TOTAL	\$1,517.30	\$1,205.19

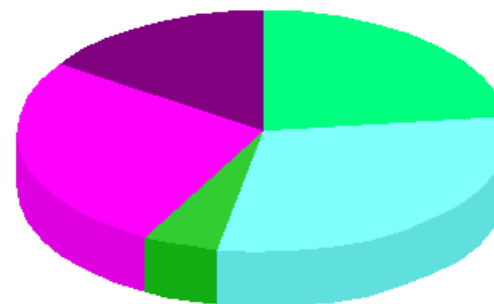
Mr A G Sample
ASSET ALLOCATION
As at 31 Mar 2016

Selected Balanced Portfolio

Current



Benchmark



Report Class	Current Amount	Current %	Benchmark %	Variance %	Amount Variance
Australasian Equities	5,593.95	15.83%	15.50%	0.33%	116.60
International Equities	9,415.69	26.65%	26.50%	0.15%	53.00
Listed Property	1,813.34	5.13%	5.00%	0.13%	45.93
New Zealand Fixed Interest	10,384.09	29.39%	30.00%	-0.61%	-215.53
Other	1,079.21	3.05%	3.00%	0.05%	17.67
Cash and Cash Equivalents	7,046.10	19.94%	20.00%	-0.06%	-21.20
Total	\$35,332.38				

Mr A G Sample
Fee Schedule
From 01 Apr 2015 to 31 Mar 2016

Date	Fee Description	Amount	Amount NZD
Percentage Based Charges			
01/04/2015	Select Fee Mar 2015	17.47	17.47
01/04/2015	Adviser Service Fee Mar 2015	18.92	18.92
01/05/2015	Select Fee Apr 2015	16.91	16.91
01/05/2015	Adviser Service Fee Apr 2015	18.32	18.32
01/06/2015	Select Fee May 2015	17.67	17.67
01/06/2015	Adviser Service Fee May 2015	19.13	19.13
01/07/2015	Select Fee Jun 2015	17.31	17.31
01/07/2015	Adviser Service Fee Jun 2015	18.75	18.75
01/08/2015	Select Fee Jul 2015	18.06	18.06
01/08/2015	Adviser Service Fee Jul 2015	19.57	19.57
01/09/2015	Select Fee Aug 2015	18.02	18.02
01/09/2015	Adviser Service Fee Aug 2015	19.53	19.53
01/10/2015	Select Fee Sep 2015	17.18	17.18
01/10/2015	Adviser Service Fee Sep 2015	18.61	18.61
01/11/2015	Aegis Fees Oct 2015	12.53	12.53
01/11/2015	Adviser Fee Oct 2015	19.16	19.16
01/11/2015	SWM Admin Fee Oct 2015	5.15	5.15
01/12/2015	Aegis Fees Nov 2015	8.72	8.72
01/12/2015	Adviser Fee Nov 2015	18.89	18.89
01/12/2015	SWM Admin Fee Nov 2015	8.72	8.72
01/01/2016	Aegis Fees Dec 2015	8.93	8.93
01/01/2016	Adviser Fee Dec 2015	19.35	19.35
01/01/2016	SWM Admin Fee Dec 2015	8.93	8.93
01/02/2016	Aegis Fees Jan 2016	8.80	8.80
01/02/2016	Adviser Fee Jan 2016	19.08	19.08
01/02/2016	SWM Admin Fee Jan 2016	8.80	8.80
01/03/2016	Aegis Fees Feb 2016	8.10	8.10
01/03/2016	Adviser Fee Feb 2016	17.56	17.56
01/03/2016	SWM Admin Fee Feb 2016	8.11	8.11
Total:			436.28

Fees are inclusive of GST where GST is payable.

The portfolio value used to calculate the percentage is an average of the portfolio values across the period, and is an annualised percentage.

Client ID: 990,012,345

Select Wealth Management
Sophisticated investing made easy

Mr A G Sample
Fee Schedule
From 01 Apr 2015 to 31 Mar 2016

Date	Fee Description	Amount	Amount NZD
		The total of Percentage Based Charges As a percentage of the portfolio value	<hr/> Total: 436.28 1.25%

Fees are inclusive of GST where GST is payable.

The portfolio value used to calculate the percentage is an average of the portfolio values across the period, and is an annualised percentage.

Mr A G Sample
CASH TRANSACTIONS
From 01 Apr 2015 to 31 Mar 2016

NZD Cash Account

Date	Interest Date	Particulars	Activity	Debit	Credit	Balance
01/04/2015			Beginning Balance			1,896.65
01/04/2015		Select Fee Mar 2015	ICSL Ongoing Fee	17.47		1,879.18
01/04/2015		Adviser Service Fee Mar 2015	Adviser Ongoing Fee	18.92		1,860.26
01/04/2015	01/04/2015	Bentham Wholesale Global Income Fund - \$NZD (W) (Cash Dist)	Purchase	61.41		1,798.85
01/04/2015	01/04/2015	AUD Call Account 575.76	Currency Switch Out	589.43		1,209.42
01/04/2015	01/04/2015	AUD Call Account 62.46	Currency Switch Out	63.94		1,145.48
01/04/2015	01/04/2015	AMP Capital NZ Cash Fund (AIF D) (PIE) (Cash Dist)	Purchase	301.48		844.00
02/04/2015	01/04/2015	Cash Account	Interest		5.60	849.60
02/04/2015			NZ Resident With. Tax	0.98		848.62
08/04/2015	07/04/2015	Devon Trans-Tasman Fund (PIE) (Cash Dist)	Sale		97.31	945.93
08/04/2015	08/04/2015	AMP Capital NZ Fixed Interest Fund (AIF F) (PIE) (Cash Dist)	Purchase	1,884.17		-938.24
08/04/2015	08/04/2015	USD Call Account 838.18	Currency Switch In		1,111.79	173.55
08/04/2015	07/04/2015	OneAnswer Property Securities Fund (PIE) (Cash Dist)	Manager Fee Rebate		0.21	173.76
09/04/2015	09/04/2015	USD Call Account 189.28	Currency Switch In		249.84	423.60
13/04/2015	13/04/2015	GBP Call Account 697.17	Currency Switch In		1,358.21	1,781.81
17/04/2015	16/04/2015	Bentham Wholesale Global Income Fund - \$NZD (W) (Cash Dist)	Distribution		8.35	1,790.16
17/04/2015	16/04/2015	Distribution Tax	NZ Resident With. Tax	2.69		1,787.47
22/04/2015		PIE Tax Refund (Devon Trans-Tasman Fund (PIE))	PIE Tax Refund		2.83	1,790.30
22/04/2015		PIE Tax Refund (OneAnswer Property Securities Fund (PIE))	PIE Tax Refund		4.53	1,794.83
22/04/2015		PIE Tax Refund (MINT Australia New Zealand Active Equity Trust (PIE))	PIE Tax Refund		8.38	1,803.21
22/04/2015		PIE Tax Payment (AMP Capital NZ Fixed Interest Fund (AIF F) (PIE))	PIE Tax Payment	54.15		1,749.06
22/04/2015		PIE Tax Payment (Harbour NZ Core Fixed Interest Fund (PIE))	PIE Tax Payment	22.09		1,726.97
22/04/2015		PIE Tax Payment (AMP Capital NZ Cash Fund (AIF D) (PIE))	PIE Tax Payment	19.85		1,707.12
22/04/2015		PIE Tax Payment (Fisher Funds BondPlus Fund (PIE))	PIE Tax Payment	14.47		1,692.65
30/04/2015	16/04/2015	Devon Trans-Tasman Fund (PIE) (Cash Dist)	Distribution		47.46	1,740.11
01/05/2015		Select Fee Apr 2015	ICSL Ongoing Fee	16.91		1,723.20
01/05/2015		Adviser Service Fee Apr 2015	Adviser Ongoing Fee	18.32		1,704.88
02/05/2015	30/04/2015	AMP Capital NZ Fixed Interest Fund (AIF F) (PIE) (Cash Dist)	Manager Fee Rebate		0.84	1,705.72
04/05/2015	30/04/2015	Cash Account	Interest		3.78	1,709.50
04/05/2015			NZ Resident With. Tax	0.66		1,708.84
05/05/2015	05/05/2015	AUD Call Account 0.02	Currency Switch In		0.02	1,708.86
06/05/2015	05/05/2015	OneAnswer Property Securities Fund (PIE) (Cash Dist)	Manager Fee Rebate		0.21	1,709.07
11/05/2015	08/05/2015	Bentham Wholesale Global Income Fund - \$NZD (W) (Cash Dist)	Distribution		8.62	1,717.69

Mr A G Sample
CASH TRANSACTIONS
From 01 Apr 2015 to 31 Mar 2016

NZD Cash Account

Date	Interest Date	Particulars	Activity	Debit	Credit	Balance
12/05/2015	12/05/2015	USD Call Account 7.17	Currency Switch In		9.72	1,727.41
15/05/2015	15/05/2015	GBP Call Account 13.65	Currency Switch In		28.74	1,756.15
01/06/2015		Select Fee May 2015	ICSL Ongoing Fee	17.67		1,738.48
01/06/2015		Adviser Service Fee May 2015	Adviser Ongoing Fee	19.13		1,719.35
03/06/2015	31/05/2015	Cash Account	Interest		4.93	1,724.28
03/06/2015			NZ Resident With. Tax	0.86		1,723.42
05/06/2015	05/06/2015	AUD Call Account 0.01	Currency Switch In		0.01	1,723.43
05/06/2015	04/06/2015	OneAnswer Property Securities Fund (PIE) (Cash Dist)	Manager Fee Rebate		0.22	1,723.65
10/06/2015	10/06/2015	GBP Call Account 0.52	Currency Switch Out	1.12		1,722.53
10/06/2015	10/06/2015	AUD Call Account 2.92	Currency Switch In		3.13	1,725.66
11/06/2015	10/06/2015	Bentham Wholesale Global Income Fund - \$NZD (W) (Cash Dist)	Distribution		8.66	1,734.32
11/06/2015	10/06/2015	Distribution Tax	NZ Resident With. Tax	2.72		1,731.60
11/06/2015	11/06/2015	GBP Call Account 3.01	Currency Switch In		6.62	1,738.22
12/06/2015	12/06/2015	GBP Call Account 0.52	Currency Switch In		1.15	1,739.37
01/07/2015		Select Fee Jun 2015	ICSL Ongoing Fee	17.31		1,722.06
01/07/2015		Adviser Service Fee Jun 2015	Adviser Ongoing Fee	18.75		1,703.31
01/07/2015	01/07/2015	Bentham Wholesale Global Income Fund - \$NZD (W) (Cash Dist)	Purchase	44.05		1,659.26
01/07/2015	01/07/2015	Devon Trans-Tasman Fund (PIE) (Cash Dist)	Purchase	199.50		1,459.76
01/07/2015	26/06/2015	Harbour NZ Core Fixed Interest Fund (PIE) (Cash Dist)	Distribution		30.17	1,489.93
01/07/2015	01/07/2015	OneAnswer Property Securities Fund (PIE) (Cash Dist)	Purchase	53.75		1,436.18
01/07/2015	01/07/2015	Harbour NZ Core Fixed Interest Fund (PIE) (Cash Dist)	Purchase	232.64		1,203.54
02/07/2015	30/06/2015	Cash Account	Interest		4.65	1,208.19
02/07/2015			NZ Resident With. Tax	0.81		1,207.38
09/07/2015	09/07/2015	AUD Call Account 88.12	Currency Switch In		97.47	1,304.85
10/07/2015	03/07/2015	OneAnswer Property Securities Fund (PIE) (Cash Dist)	Manager Fee Rebate		0.21	1,305.06
17/07/2015	16/07/2015	AUD Call Account 797.51	Currency Switch In		895.78	2,200.84
17/07/2015	16/07/2015	Bentham Wholesale Global Income Fund - \$NZD (W) (Cash Dist)	Distribution		6.46	2,207.30
17/07/2015	16/07/2015	Distribution Tax	NZ Resident With. Tax	1.53		2,205.77
01/08/2015		Select Fee Jul 2015	ICSL Ongoing Fee	18.06		2,187.71
01/08/2015		Adviser Service Fee Jul 2015	Adviser Ongoing Fee	19.57		2,168.14
04/08/2015	31/07/2015	Cash Account	Interest		4.61	2,172.75
04/08/2015			NZ Resident With. Tax	0.81		2,171.94
05/08/2015	05/08/2015	AUD Call Account 0.15	Currency Switch In		0.17	2,172.11

Mr A G Sample
CASH TRANSACTIONS
From 01 Apr 2015 to 31 Mar 2016

NZD Cash Account

Date	Interest Date	Particulars	Activity	Debit	Credit	Balance
12/08/2015	07/08/2015	Bentham Wholesale Global Income Fund - \$NZD (W) (Cash Dist)	Distribution		7.78	2,179.89
12/08/2015	07/08/2015	Distribution Tax	NZ Resident With. Tax	2.43		2,177.46
12/08/2015	04/08/2015	OneAnswer Property Securities Fund (PIE) (Cash Dist)	Manager Fee Rebate		0.21	2,177.67
12/08/2015	12/08/2015	USD Call Account 4.14	Currency Switch In		6.35	2,184.02
14/08/2015	31/07/2015	AMP Capital NZ Fixed Interest Fund (AIF F) (PIE) (Cash Dist)	Manager Fee Rebate		1.28	2,185.30
01/09/2015		Select Fee Aug 2015	ICSL Ongoing Fee	18.02		2,167.28
01/09/2015		Adviser Service Fee Aug 2015	Adviser Ongoing Fee	19.53		2,147.75
02/09/2015	31/08/2015	Cash Account	Interest		5.31	2,153.06
02/09/2015			NZ Resident With. Tax	0.93		2,152.13
07/09/2015	03/09/2015	OneAnswer Property Securities Fund (PIE) (Cash Dist)	Manager Fee Rebate		0.21	2,152.34
08/09/2015	07/09/2015	Bentham Wholesale Global Income Fund - \$NZD (W) (Cash Dist)	Distribution		7.79	2,160.13
08/09/2015	07/09/2015	Distribution Tax	NZ Resident With. Tax	2.43		2,157.70
08/09/2015	08/09/2015	GBP Call Account 3.53	Currency Switch In		8.58	2,166.28
23/09/2015	17/09/2015	MINT Australia New Zealand Active Equity Trust (PIE) (Cash Dist)	Sale		839.75	3,006.03
23/09/2015	23/09/2015	AUD Call Account 746.87	Currency Switch Out	839.75		2,166.28
29/09/2015	28/09/2015	AMP Capital NZ Fixed Interest Fund (AIF F) (PIE) (Cash Dist)	Distribution		84.56	2,250.84
29/09/2015	28/09/2015	AMP Capital NZ Cash Fund (AIF D) (PIE) (Cash Dist)	Distribution		41.06	2,291.90
29/09/2015	25/09/2015	Harbour NZ Core Fixed Interest Fund (PIE) (Cash Dist)	Distribution		29.73	2,321.63
01/10/2015		Select Fee Sep 2015	ICSL Ongoing Fee	17.18		2,304.45
01/10/2015		Adviser Service Fee Sep 2015	Adviser Ongoing Fee	18.61		2,285.84
02/10/2015	30/09/2015	Cash Account	Interest		5.15	2,290.99
02/10/2015			NZ Resident With. Tax	0.90		2,290.09
05/10/2015	05/10/2015	AUD Call Account 0.18	Currency Switch In		0.20	2,290.29
06/10/2015	05/10/2015	OneAnswer Property Securities Fund (PIE) (Cash Dist)	Manager Fee Rebate		0.21	2,290.50
13/10/2015	12/10/2015	Bentham Wholesale Global Income Fund - \$NZD (W) (Cash Dist)	Distribution		7.70	2,298.20
13/10/2015	12/10/2015	Distribution Tax	NZ Resident With. Tax	2.40		2,295.80
20/10/2015	20/10/2015	Bentham Wholesale Global Income Fund - \$NZD (W) (Cash Dist)	Purchase	25.56		2,270.24
20/10/2015	16/10/2015	Devon Trans-Tasman Fund (PIE) (Cash Dist)	Distribution		51.17	2,321.41
20/10/2015	20/10/2015	AUD Call Account 240.89	Currency Switch Out	257.77		2,063.64
20/10/2015	20/10/2015	AUD Call Account 507.61	Currency Switch Out	543.19		1,520.45
20/10/2015	20/10/2015	AUD Call Account 31.18	Currency Switch Out	33.37		1,487.08
22/10/2015	21/10/2015	OneAnswer Property Securities Fund (PIE) (Cash Dist)	Sale		46.02	1,533.10
23/10/2015	22/10/2015	AMP Capital NZ Fixed Interest Fund (AIF F) (PIE) (Cash Dist)	Sale		234.22	1,767.32

Mr A G Sample
CASH TRANSACTIONS
From 01 Apr 2015 to 31 Mar 2016

NZD Cash Account

Date	Interest Date	Particulars	Activity	Debit	Credit	Balance
29/10/2015	28/10/2015	AMP Capital NZ Fixed Interest Fund (AIF F) (PIE) (Cash Dist)	Manager Fee Rebate		1.37	1,768.69
01/11/2015		Aegis Fees Oct 2015	ICSL Ongoing Fee	12.53		1,756.16
01/11/2015		Adviser Fee Oct 2015	Adviser Ongoing Fee	19.16		1,737.00
01/11/2015		SWM Admin Fee Oct 2015	Admin Ongoing Fee	5.15		1,731.85
03/11/2015	31/10/2015	Cash Account	Interest		4.77	1,736.62
03/11/2015			NZ Resident With. Tax	0.83		1,735.79
04/11/2015	04/11/2015	AUD Call Account 0.06	Currency Switch In		0.06	1,735.85
06/11/2015	04/11/2015	OneAnswer Property Securities Fund (PIE) (Cash Dist)	Manager Fee Rebate		0.21	1,736.06
12/11/2015	06/11/2015	Bentham Wholesale Global Income Fund - \$NZD (W) (Cash Dist)	Distribution		8.03	1,744.09
12/11/2015	06/11/2015	Distribution Tax	NZ Resident With. Tax	2.65		1,741.44
16/11/2015	13/11/2015	GBP Call Account 9.45	Currency Switch In		21.93	1,763.37
16/11/2015	16/11/2015	USD Call Account 4.15	Currency Switch In		6.35	1,769.72
20/11/2015	20/11/2015	Nikko AM Concentrated Equity Fund (PIE) (Cash Dist)	Purchase	1,060.40		709.32
24/11/2015	23/11/2015	OneAnswer Property Securities Fund (PIE) (Cash Dist)	Sale		31.46	740.78
25/11/2015	25/11/2015	AUD Call Account 442.02	Currency Switch Out	489.61		251.17
27/11/2015	26/11/2015	Bentham Wholesale Global Income Fund - \$NZD (W) (Cash Dist)	Sale		666.81	917.98
27/11/2015	27/11/2015	AMP Capital NZ Fixed Interest Fund (AIF F) (PIE) (Cash Dist)	Purchase	259.13		658.85
30/11/2015	30/11/2015	GBP Call Account 31.95	Currency Switch In		73.45	732.30
01/12/2015		Aegis Fees Nov 2015	ICSL Ongoing Fee	8.72		723.58
01/12/2015		Adviser Fee Nov 2015	Adviser Ongoing Fee	18.89		704.69
01/12/2015		SWM Admin Fee Nov 2015	Admin Ongoing Fee	8.72		695.97
01/12/2015	01/12/2015	GBP Call Account 16.02	Currency Switch In		36.35	732.32
02/12/2015	02/12/2015	GBP Call Account 47.56	Currency Switch In		107.33	839.65
02/12/2015	30/11/2015	Cash Account	Interest		3.02	842.67
02/12/2015			NZ Resident With. Tax	0.53		842.14
03/12/2015	03/12/2015	AUD Call Account 0.03	Currency Switch In		0.03	842.17
03/12/2015	03/12/2015	GBP Call Account 78.90	Currency Switch In		177.10	1,019.27
04/12/2015	04/12/2015	GBP Call Account 268.85	Currency Switch In		607.30	1,626.57
07/12/2015	03/12/2015	OneAnswer Property Securities Fund (PIE) (Cash Dist)	Manager Fee Rebate		0.20	1,626.77
11/12/2015	11/12/2015	GBP Call Account 3.62	Currency Switch In		8.11	1,634.88
22/12/2015	21/12/2015	Bentham Wholesale Global Income Fund - \$NZD (W) (Cash Dist)	Distribution		4.93	1,639.81
22/12/2015	21/12/2015	Distribution Tax	NZ Resident With. Tax	1.63		1,638.18
29/12/2015	23/12/2015	Harbour NZ Core Fixed Interest Fund (PIE) (Cash Dist)	Distribution		25.04	1,663.22

Mr A G Sample
CASH TRANSACTIONS
From 01 Apr 2015 to 31 Mar 2016

NZD Cash Account

Date	Interest Date	Particulars	Activity	Debit	Credit	Balance
01/01/2016		Aegis Fees Dec 2015	ICSL Ongoing Fee	8.93		1,654.29
01/01/2016		Adviser Fee Dec 2015	Adviser Ongoing Fee	19.35		1,634.94
01/01/2016		SWM Admin Fee Dec 2015	Admin Ongoing Fee	8.93		1,626.01
06/01/2016	31/12/2015	Cash Account	Interest		3.36	1,629.37
06/01/2016			NZ Resident With. Tax	0.59		1,628.78
11/01/2016	11/01/2016	AUD Call Account 6.55	Currency Switch In		6.97	1,635.75
11/01/2016	07/01/2016	OneAnswer Property Securities Fund (PIE) (Cash Dist)	Manager Fee Rebate		0.20	1,635.95
13/01/2016	13/01/2016	AUD Call Account 18.12	Currency Switch In		19.34	1,655.29
18/01/2016	15/01/2016	Bentham Wholesale Global Income Fund - \$NZD (W) (Cash Dist)	Distribution		4.84	1,660.13
18/01/2016	15/01/2016	Distribution Tax	NZ Resident With. Tax	1.60		1,658.53
28/01/2016	26/01/2016	AMP Capital NZ Fixed Interest Fund (AIF F) (PIE) (Cash Dist)	Manager Fee Rebate		1.33	1,659.86
01/02/2016		Aegis Fees Jan 2016	ICSL Ongoing Fee	8.80		1,651.06
01/02/2016		Adviser Fee Jan 2016	Adviser Ongoing Fee	19.08		1,631.98
01/02/2016		SWM Admin Fee Jan 2016	Admin Ongoing Fee	8.80		1,623.18
02/02/2016	31/01/2016	Cash Account	Interest		3.42	1,626.60
02/02/2016			NZ Resident With. Tax	0.60		1,626.00
03/02/2016	03/02/2016	AUD Call Account 0.01	Currency Switch In		0.01	1,626.01
05/02/2016	04/02/2016	OneAnswer Property Securities Fund (PIE) (Cash Dist)	Manager Fee Rebate		0.46	1,626.47
10/02/2016	09/02/2016	Bentham Wholesale Global Income Fund - \$NZD (W) (Cash Dist)	Distribution		4.81	1,631.28
10/02/2016	09/02/2016	Distribution Tax	NZ Resident With. Tax	1.59		1,629.69
12/02/2016	11/02/2016	USD Call Account 4.87	Currency Switch In		7.27	1,636.96
01/03/2016		Aegis Fees Feb 2016	ICSL Ongoing Fee	8.10		1,628.86
01/03/2016		Adviser Fee Feb 2016	Adviser Ongoing Fee	17.56		1,611.30
01/03/2016		SWM Admin Fee Feb 2016	Admin Ongoing Fee	8.11		1,603.19
02/03/2016	29/02/2016	Cash Account	Interest		3.18	1,606.37
02/03/2016			NZ Resident With. Tax	0.56		1,605.81
07/03/2016	03/03/2016	OneAnswer Property Securities Fund (PIE) (Cash Dist)	Manager Fee Rebate		0.43	1,606.24
08/03/2016	07/03/2016	Bentham Wholesale Global Income Fund - \$NZD (W) (Cash Dist)	Distribution		4.69	1,610.93
08/03/2016	07/03/2016	Distribution Tax	NZ Resident With. Tax	1.55		1,609.38
10/03/2016	10/03/2016	GBP Call Account 3.62	Currency Switch In		7.73	1,617.11
11/03/2016	10/03/2016	OneAnswer Property Securities Fund (PIE) (Cash Dist)	Sale		92.17	1,709.28
14/03/2016	11/03/2016	AMP Capital NZ Fixed Interest Fund (AIF F) (PIE) (Cash Dist)	Sale		231.07	1,940.35
14/03/2016	11/03/2016	Devon Trans-Tasman Fund (PIE) (Cash Dist)	Sale		284.31	2,224.66

Mr A G Sample
CASH TRANSACTIONS
From 01 Apr 2015 to 31 Mar 2016

NZD Cash Account

Date	Interest Date	Particulars	Activity	Debit	Credit	Balance
14/03/2016	14/03/2016	AMP Capital NZ Cash Fund (AIF D) (PIE) (Cash Dist)	Purchase	1,730.45		494.21
15/03/2016	14/03/2016	Bentham Wholesale Global Income Fund - \$NZD (W) (Cash Dist)	Sale		1,011.23	1,505.44
15/03/2016	15/03/2016	AUD Call Account 521.74	Currency Switch Out	588.01		917.43
15/03/2016	15/03/2016	AUD Call Account 68.37	Currency Switch In		76.74	994.17
16/03/2016	16/03/2016	Harbour NZ Core Fixed Interest Fund (PIE) (Cash Dist)	Purchase	1,592.35		-598.18
16/03/2016	16/03/2016	AUD Call Account 529.57	Currency Switch In		598.18	0.00
17/03/2016	17/03/2016	AUD Call Account 1016.36	Currency Switch In		1,141.59	1,141.59
18/03/2016	18/03/2016	USD Call Account 396.24	Currency Switch In		576.18	1,717.77
23/03/2016	22/03/2016	AMP Capital NZ Cash Fund (AIF D) (PIE) (Cash Dist)	Distribution		69.95	1,787.72
23/03/2016	22/03/2016	AMP Capital NZ Fixed Interest Fund (AIF F) (PIE) (Cash Dist)	Distribution		82.61	1,870.33
29/03/2016	24/03/2016	Nikko AM Concentrated Equity Fund (PIE) (Cash Dist)	Distribution		10.66	1,880.99
30/03/2016	23/03/2016	Harbour NZ Core Fixed Interest Fund (PIE) (Cash Dist)	Distribution		29.79	1,910.78
31/03/2016			Ending Balance			1,910.78

Mr A G Sample
CASH TRANSACTIONS
From 01 Apr 2015 to 31 Mar 2016

AUD Cash Account

Date	Interest Date	Particulars	Activity	Debit	Credit	Balance
01/04/2015			Beginning Balance			0.00
01/04/2015	01/04/2015	Magellan Infrastructure Fund (W) (Cash Dist)	Purchase	62.46		-62.46
01/04/2015	01/04/2015	Russell Global Opportunities Fund - \$NZ Hedged - Class B (W) (Cash Dist)	Purchase	575.76		-638.22
02/04/2015	01/04/2015	NZD Call Account 589.43	Currency Switch In		575.76	-62.46
02/04/2015	01/04/2015	NZD Call Account 63.94	Currency Switch In		62.46	0.00
04/05/2015	30/04/2015	Cash Account	Interest		0.02	0.02
05/05/2015	05/05/2015	NZD Call Account 0.02	Currency Switch Out	0.02		0.00
03/06/2015	02/06/2015	Russell Global Opportunities Fund - \$NZ Hedged - Class B (W) (Cash Dist)	Sale		96.44	96.44
03/06/2015	03/06/2015	GBP Call Account 47.40	Currency Switch Out	93.51		2.93
05/06/2015	05/06/2015	NZD Call Account 0.01	Currency Switch Out	0.01		2.92
10/06/2015	10/06/2015	NZD Call Account 3.13	Currency Switch Out	2.92		0.00
08/07/2015	07/07/2015	Magellan Infrastructure Fund (W) (Cash Dist)	Sale		88.12	88.12
09/07/2015	09/07/2015	NZD Call Account 97.47	Currency Switch Out	88.12		0.00
15/07/2015	08/07/2015	Russell Global Opportunities Fund - \$NZ Hedged - Class B (W) (Cash Dist)	Sale		385.96	385.96
15/07/2015	14/07/2015	Russell Global Opportunities Fund - \$NZ Hedged - Class B (W) (Cash Dist)	Distribution		586.03	971.99
15/07/2015	14/07/2015	Distribution Tax	NZ Resident With. Tax	193.39		778.60
15/07/2015	13/07/2015	Magellan Infrastructure Fund (W) (Cash Dist)	Distribution		28.22	806.82
15/07/2015	13/07/2015	Distribution Tax	NZ Resident With. Tax	9.31		797.51
16/07/2015	16/07/2015	NZD Call Account 895.78	Currency Switch Out	797.51		0.00
04/08/2015	31/07/2015	Cash Account	Interest		0.15	0.15
04/08/2015			NZ Resident With. Tax	0.03		0.12
04/08/2015	31/07/2015	Cash Account - CBA	Interest		0.03	0.15
05/08/2015	05/08/2015	NZD Call Account 0.17	Currency Switch Out	0.15		0.00
18/09/2015	17/09/2015	Russell Global Opportunities Fund - \$NZ Hedged - Class B (W) (Cash Dist)	Sale		601.86	601.86
21/09/2015	21/09/2015	Perennial Value Wealth Defender Fund (W) (Cash Dist)	Purchase	601.86		0.00
24/09/2015	23/09/2015	NZD Call Account 839.75	Currency Switch In		746.87	746.87
24/09/2015	24/09/2015	Perennial Value Wealth Defender Fund (W) (Cash Dist)	Purchase	746.87		0.00
02/10/2015	30/09/2015	Cash Account	Interest		0.19	0.19

Mr A G Sample
CASH TRANSACTIONS
From 01 Apr 2015 to 31 Mar 2016

AUD Cash Account

Date	Interest Date	Particulars	Activity	Debit	Credit	Balance
02/10/2015			NZ Resident With. Tax	0.03		0.16
02/10/2015	30/09/2015	Cash Account - CBA	Interest		0.02	0.18
05/10/2015	05/10/2015	NZD Call Account 0.20	Currency Switch Out	0.18		0.00
20/10/2015	20/10/2015	Magellan Infrastructure Fund (W) (Cash Dist)	Purchase	31.18		-31.18
20/10/2015	20/10/2015	Perennial Value Wealth Defender Fund (W) (Cash Dist)	Purchase	240.89		-272.07
20/10/2015	20/10/2015	Russell Global Opportunities Fund - \$NZ Hedged - Class B (W) (Cash Dist)	Purchase	507.61		-779.68
21/10/2015	20/10/2015	NZD Call Account 257.77	Currency Switch In		240.89	-538.79
21/10/2015	20/10/2015	NZD Call Account 543.19	Currency Switch In		507.61	-31.18
21/10/2015	20/10/2015	NZD Call Account 33.37	Currency Switch In		31.18	0.00
03/11/2015	31/10/2015	Cash Account	Interest		0.06	0.06
03/11/2015			NZ Resident With. Tax	0.01		0.05
03/11/2015	31/10/2015	Cash Account - CBA	Interest		0.01	0.06
04/11/2015	04/11/2015	NZD Call Account 0.06	Currency Switch Out	0.06		0.00
25/11/2015	24/11/2015	Magellan Infrastructure Fund (W) (Cash Dist)	Sale		657.31	657.31
25/11/2015	25/11/2015	Russell Global Opportunities Fund - \$NZ Hedged - Class B (W) (Cash Dist)	Purchase	1,099.33		-442.02
26/11/2015	25/11/2015	NZD Call Account 489.61	Currency Switch In		442.02	0.00
02/12/2015	30/11/2015	Cash Account	Interest		0.04	0.04
02/12/2015			NZ Resident With. Tax	0.01		0.03
03/12/2015	03/12/2015	NZD Call Account 0.03	Currency Switch Out	0.03		0.00
08/01/2016	07/01/2016	Magellan Infrastructure Fund (W) (Cash Dist)	Distribution		9.77	9.77
08/01/2016	07/01/2016	Distribution Tax	NZ Resident With. Tax	3.22		6.55
11/01/2016	11/01/2016	NZD Call Account 6.97	Currency Switch Out	6.55		0.00
12/01/2016	06/01/2016	Perennial Value Wealth Defender Fund (W) (Cash Dist)	Distribution		26.71	26.71
12/01/2016	06/01/2016	Distribution Tax	NZ Resident With. Tax	8.59		18.12
13/01/2016	13/01/2016	NZD Call Account 19.34	Currency Switch Out	18.12		0.00
02/02/2016	31/01/2016	Cash Account	Interest		0.01	0.01
03/02/2016	03/02/2016	NZD Call Account 0.01	Currency Switch Out	0.01		0.00
14/03/2016	11/03/2016	Magellan Infrastructure Fund (W) (Cash Dist)	Sale		68.37	68.37
15/03/2016	15/03/2016	Russell Global Opportunities Fund - \$NZ Hedged - Class B (W) (Cash Dist)	Purchase	521.74		-453.37
15/03/2016	15/03/2016	NZD Call Account 76.74	Currency Switch Out	68.37		-521.74

Mr A G Sample
CASH TRANSACTIONS
From 01 Apr 2015 to 31 Mar 2016

AUD Cash Account

Date	Interest Date	Particulars	Activity	Debit	Credit	Balance
16/03/2016	15/03/2016	NZD Call Account 588.01	Currency Switch In		521.74	0.00
16/03/2016	15/03/2016	Perennial Value Wealth Defender Fund (W) (Cash Dist)	Sale		1,545.93	1,545.93
16/03/2016	16/03/2016	NZD Call Account 598.18	Currency Switch Out	529.57		1,016.36
17/03/2016	17/03/2016	NZD Call Account 1141.59	Currency Switch Out	1,016.36		0.00
31/03/2016			Ending Balance			0.00

Mr A G Sample
CASH TRANSACTIONS
From 01 Apr 2015 to 31 Mar 2016

USD Cash Account

Date	Interest Date	Particulars	Activity	Debit	Credit	Balance
01/04/2015			Beginning Balance			0.00
08/04/2015	07/04/2015	SPDR S&P 500 ETF Trust - USD (SPY) (Cash Dist)	Sale		1,027.46	1,027.46
08/04/2015	08/04/2015	NZD Call Account 1111.79	Currency Switch Out	838.18		189.28
09/04/2015	09/04/2015	NZD Call Account 249.84	Currency Switch Out	189.28		0.00
11/05/2015	08/05/2015	SPDR S&P 500 ETF Trust - USD (SPY) (Cash Dist)	Distribution		7.17	7.17
12/05/2015	12/05/2015	NZD Call Account 9.72	Currency Switch Out	7.17		0.00
11/08/2015	10/08/2015	SPDR S&P 500 ETF Trust - USD (SPY) (Cash Dist)	Distribution		4.33	4.33
11/08/2015	10/08/2015	Distribution Tax	NZ Resident With. Tax	0.19		4.14
12/08/2015	12/08/2015	NZD Call Account 6.35	Currency Switch Out	4.14		0.00
13/11/2015	09/11/2015	SPDR S&P 500 ETF Trust - USD (SPY) (Cash Dist)	Distribution		4.34	4.34
13/11/2015	09/11/2015	Distribution Tax	NZ Resident With. Tax	0.19		4.15
16/11/2015	16/11/2015	NZD Call Account 6.35	Currency Switch Out	4.15		0.00
10/02/2016	09/02/2016	SPDR S&P 500 ETF Trust - USD (SPY) (Cash Dist)	Distribution		5.09	5.09
10/02/2016	09/02/2016	Distribution Tax	NZ Resident With. Tax	0.22		4.87
11/02/2016	11/02/2016	NZD Call Account 7.27	Currency Switch Out	4.87		0.00
17/03/2016	16/03/2016	SPDR S&P 500 ETF Trust - USD (SPY) (Cash Dist)	Sale		396.24	396.24
18/03/2016	18/03/2016	NZD Call Account 576.18	Currency Switch Out	396.24		0.00
31/03/2016			Ending Balance			0.00

Mr A G Sample
CASH TRANSACTIONS
From 01 Apr 2015 to 31 Mar 2016

GBP Cash Account

Date	Interest Date	Particulars	Activity	Debit	Credit	Balance
01/04/2015			Beginning Balance			0.00
10/04/2015	09/04/2015	Templeton Emerging Markets Investment Trust - GBP (TEM) (Cash Dist)	Sale		697.17	697.17
13/04/2015	13/04/2015	NZD Call Account 1358.21	Currency Switch Out	697.17		0.00
14/05/2015	05/05/2015	RIT Capital Partners PLC - GBP (RCP) (Cash Dist)	Distribution		13.65	13.65
15/05/2015	15/05/2015	NZD Call Account 28.74	Currency Switch Out	13.65		0.00
04/06/2015	03/06/2015	AUD Call Account 93.51	Currency Switch In		47.40	47.40
09/06/2015	09/06/2015	RIT Capital Partners PLC - GBP (RCP) (Cash Dist)	Purchase	47.92		-0.52
10/06/2015	05/06/2015	Bankers Investment Trust Plc- GBP (BNKR) (Cash Dist)	Distribution		5.27	4.75
10/06/2015	05/06/2015	Distribution Tax	NZ Resident With. Tax	1.74		3.01
11/06/2015	10/06/2015	NZD Call Account 1.12	Currency Switch In		0.52	3.53
11/06/2015	11/06/2015	NZD Call Account 6.62	Currency Switch Out	3.01		0.52
12/06/2015	12/06/2015	NZD Call Account 1.15	Currency Switch Out	0.52		0.00
07/09/2015	04/09/2015	Bankers Investment Trust Plc- GBP (BNKR) (Cash Dist)	Distribution		5.27	5.27
07/09/2015	04/09/2015	Distribution Tax	NZ Resident With. Tax	1.74		3.53
08/09/2015	08/09/2015	NZD Call Account 8.58	Currency Switch Out	3.53		0.00
12/11/2015	30/10/2015	RIT Capital Partners PLC - GBP (RCP) (Cash Dist)	Distribution		14.10	14.10
12/11/2015	30/10/2015	Distribution Tax	NZ Resident With. Tax	4.65		9.45
13/11/2015	13/11/2015	NZD Call Account 21.93	Currency Switch Out	9.45		0.00
27/11/2015	26/11/2015	RIT Capital Partners PLC - GBP (RCP) (Cash Dist)	Sale		31.95	31.95
30/11/2015	27/11/2015	RIT Capital Partners PLC - GBP (RCP) (Cash Dist)	Sale		16.02	47.97
30/11/2015	30/11/2015	NZD Call Account 73.45	Currency Switch Out	31.95		16.02
01/12/2015	30/11/2015	RIT Capital Partners PLC - GBP (RCP) (Cash Dist)	Sale		47.56	63.58
01/12/2015	01/12/2015	NZD Call Account 36.35	Currency Switch Out	16.02		47.56
02/12/2015	01/12/2015	RIT Capital Partners PLC - GBP (RCP) (Cash Dist)	Sale		78.90	126.46
02/12/2015	02/12/2015	NZD Call Account 107.33	Currency Switch Out	47.56		78.90
03/12/2015	02/12/2015	RIT Capital Partners PLC - GBP (RCP) (Cash Dist)	Sale		15.84	94.74
03/12/2015	03/12/2015	RIT Capital Partners PLC - GBP (RCP) (Cash Dist)	Sale		253.01	347.75
03/12/2015	03/12/2015	NZD Call Account 177.10	Currency Switch Out	78.90		268.85
04/12/2015	04/12/2015	NZD Call Account 607.30	Currency Switch Out	268.85		0.00
10/12/2015	03/12/2015	Bankers Investment Trust Plc- GBP (BNKR) (Cash Dist)	Distribution		5.40	5.40
10/12/2015	03/12/2015	Distribution Tax	NZ Resident With. Tax	1.78		3.62
11/12/2015	11/12/2015	NZD Call Account 8.11	Currency Switch Out	3.62		0.00

Mr A G Sample
CASH TRANSACTIONS
From 01 Apr 2015 to 31 Mar 2016

GBP Cash Account

Date	Interest Date	Particulars	Activity	Debit	Credit	Balance
09/03/2016	04/03/2016	Bankers Investment Trust Plc- GBP (BNKR) (Cash Dist)	Distribution		5.40	5.40
09/03/2016	04/03/2016	Distribution Tax	NZ Resident With. Tax	1.78		3.62
10/03/2016	10/03/2016	NZD Call Account 7.73	Currency Switch Out	3.62		0.00
31/03/2016			Ending Balance			0.00

Mr A G Sample
ASSET TRANSACTIONS SUMMARY
From 01 Apr 2015 to 31 Mar 2016

Investment Additions

Issuer Date Report Class	Units	Investment	Transaction	Unit Value	Trade Currency	Cost	NZD Equivalent Cost
01/04/2015 International Equities	331.7928	Russell Global Opportunities Fund - \$NZ Hedged - Class B (W) (Cash Dist) Issuer: Russell Investments	Direct Buy	1.7353	575.76	AUD	586.85 NZD
01/04/2015 International Fixed Interest	60.0900	Bentham Wholesale Global Income Fund - \$NZD (W) (Cash Dist) Issuer: Bentham Asset Management	Direct Buy	1.0220	61.41	NZD	61.41 NZD
01/04/2015 Other	52.3993	Magellan Infrastructure Fund (W) (Cash Dist) Issuer: Magellan Financial Group	Direct Buy	1.1920	62.46	AUD	63.66 NZD
02/04/2015 Cash and Cash Equivalents	187.1721	AMP Capital NZ Cash Fund (AIF D) (PIE) (Cash Dist) Issuer: AMP Investment Management (N.Z.) Limited	Direct Buy	1.6107	301.48	NZD	301.48 NZD
09/04/2015 New Zealand Fixed Interest	1,156.9120	AMP Capital NZ Fixed Interest Fund (AIF F) (PIE) (Cash Dist) Issuer: AMP Investment Management (N.Z.) Limited	Direct Buy	1.6286	1,884.17	NZD	1,884.17 NZD
05/06/2015 International Equities	3.0000	RIT Capital Partners PLC - GBP (RCP) (Cash Dist) Issuer: RIT Capital Partners PLC	Direct Buy	15.9733	47.92	GBP	103.39 NZD
01/07/2015 Australasian Equities	58.9156	Devon Trans-Tasman Fund (PIE) (Cash Dist) Issuer: Devon Funds Management	Direct Buy	3.3862	199.50	NZD	199.50 NZD
01/07/2015 International Fixed Interest	42.8400	Bentham Wholesale Global Income Fund - \$NZD (W) (Cash Dist) Issuer: Bentham Asset Management	Direct Buy	1.0282	44.05	NZD	44.05 NZD
01/07/2015 New Zealand Fixed Interest	218.5850	Harbour NZ Core Fixed Interest Fund (PIE) (Cash Dist) Issuer: Harbour Asset Management Limited	Direct Buy	1.0643	232.64	NZD	232.64 NZD
02/07/2015 Listed Property	20.1341	OneAnswer Property Securities Fund (PIE) (Cash Dist) Issuer: ANZ New Zealand Investments Limited	Direct Buy	2.6696	53.75	NZD	53.75 NZD
21/09/2015 Australasian Equities	623.8200	Perennial Value Wealth Defender Fund (W) (Cash Dist) Issuer: Perennial Investment Partners Limited	Direct Buy	0.9648	601.86	AUD	679.22 NZD

Mr A G Sample
ASSET TRANSACTIONS SUMMARY
From 01 Apr 2015 to 31 Mar 2016

Investment Additions

Issuer Date Report Class	Units	Investment	Transaction	Unit Value	Trade Currency Cost	NZD Equivalent Cost
24/09/2015 Australasian Equities	778.3900	Perennial Value Wealth Defender Fund (W) (Cash Dist) Issuer: Perennial Investment Partners Limited	Direct Buy	0.9595	746.87 AUD	826.55 NZD
20/10/2015 Australasian Equities	246.6100	Perennial Value Wealth Defender Fund (W) (Cash Dist) Issuer: Perennial Investment Partners Limited	Direct Buy	0.9768	240.89 AUD	259.13 NZD
20/10/2015 International Equities	380.2892	Russell Global Opportunities Fund - \$NZ Hedged - Class B (W) (Cash Dist) Issuer: Russell Investments	Direct Buy	1.3348	507.61 AUD	546.05 NZD
20/10/2015 International Fixed Interest	25.4800	Bentham Wholesale Global Income Fund - \$NZD (W) (Cash Dist) Issuer: Bentham Asset Management	Direct Buy	1.0031	25.56 NZD	25.56 NZD
20/10/2015 Other	25.9336	Magellan Infrastructure Fund (W) (Cash Dist) Issuer: Magellan Financial Group	Direct Buy	1.2023	31.18 AUD	33.54 NZD
20/11/2015 Australasian Equities	627.0104	Nikko AM Concentrated Equity Fund (PIE) (Cash Dist) Issuer: Nikko Asset Management New Zealand Limited	Direct Buy	1.6912	1,060.40 NZD	1,060.40 NZD
25/11/2015 International Equities	817.5889	Russell Global Opportunities Fund - \$NZ Hedged - Class B (W) (Cash Dist) Issuer: Russell Investments	Direct Buy	1.3446	1,099.33 AUD	1,212.72 NZD
30/11/2015 New Zealand Fixed Interest	158.3576	AMP Capital NZ Fixed Interest Fund (AIF F) (PIE) (Cash Dist) Issuer: AMP Investment Management (N.Z.) Limited	Direct Buy	1.6364	259.13 NZD	259.13 NZD
15/03/2016 Cash and Cash Equivalents	1,054.1112	AMP Capital NZ Cash Fund (AIF D) (PIE) (Cash Dist) Issuer: AMP Investment Management (N.Z.) Limited	Direct Buy	1.6416	1,730.45 NZD	1,730.45 NZD
15/03/2016 International Equities	421.5400	Russell Global Opportunities Fund - \$NZ Hedged - Class B (W) (Cash Dist) Issuer: Russell Investments	Direct Buy	1.2377	521.74 AUD	589.07 NZD
16/03/2016 New Zealand Fixed Interest	1,451.2851	Harbour NZ Core Fixed Interest Fund (PIE) (Cash Dist) Issuer: Harbour Asset Management Limited	Direct Buy	1.0972	1,592.35 NZD	1,592.35 NZD

Mr A G Sample
ASSET TRANSACTIONS SUMMARY
From 01 Apr 2015 to 31 Mar 2016

Investment Reductions

Issuer Date Report Class	Units	Investment	Transaction	Unit Value	Trade Currency Proceeds	NZD Equivalent Proceeds
01/04/2015 Australasian Equities	28.7124	Devon Trans-Tasman Fund (PIE) (Cash Dist) Issuer: Devon Funds Management	Sale by Redemption	3.3891	97.31 NZD	97.31 NZD
02/04/2015 International Equities	5.0000	SPDR S&P 500 ETF Trust - USD (SPY) (Cash Dist) Issuer: SPDR S&P 500 ETF Trust	Sale by Redemption	205.4920	1,027.46 USD	1,379.51 NZD
02/04/2015 International Equities	126.0000	Templeton Emerging Markets Investment Trust - GBP (TEM) (Cash Dist) Issuer: Templeton Emerging Markets Investment Trust	Sale by Redemption	5.5331	697.17 GBP	1,387.40 NZD
29/05/2015 International Equities	57.0119	Russell Global Opportunities Fund - \$NZ Hedged - Class B (W) (Cash Dist) Issuer: Russell Investments	Sale by Redemption	1.6916	96.44 AUD	102.90 NZD
01/07/2015 International Equities	292.8844	Russell Global Opportunities Fund - \$NZ Hedged - Class B (W) (Cash Dist) Issuer: Russell Investments	Sale by Redemption	1.3178	385.96 AUD	439.64 NZD
01/07/2015 Other	76.8919	Magellan Infrastructure Fund (W) (Cash Dist) Issuer: Magellan Financial Group	Sale by Redemption	1.1460	88.12 AUD	100.38 NZD
15/09/2015 Australasian Equities	431.9493	MINT Australia New Zealand Active Equity Trust (PIE) (Cash Dist) Issuer: Mint Asset Management	Sale by Redemption	1.9441	839.75 NZD	839.75 NZD
15/09/2015 International Equities	482.6450	Russell Global Opportunities Fund - \$NZ Hedged - Class B (W) (Cash Dist) Issuer: Russell Investments	Sale by Redemption	1.2470	601.86 AUD	676.78 NZD
20/10/2015 Listed Property	16.9789	OneAnswer Property Securities Fund (PIE) (Cash Dist) Issuer: ANZ New Zealand Investments Limited	Sale by Redemption	2.7104	46.02 NZD	46.02 NZD
21/10/2015 New Zealand Fixed Interest	142.6777	AMP Capital NZ Fixed Interest Fund (AIF F) (PIE) (Cash Dist) Issuer: AMP Investment Management (N.Z.) Limited	Sale by Redemption	1.6416	234.22 NZD	234.22 NZD
20/11/2015 International Fixed Interest	670.9010	Bentham Wholesale Global Income Fund - \$NZD (W) (Cash Dist) Issuer: Bentham Asset Management	Sale by Redemption	0.9939	666.81 NZD	666.81 NZD

Mr A G Sample
ASSET TRANSACTIONS SUMMARY
From 01 Apr 2015 to 31 Mar 2016

Investment Reductions

Issuer Date Report Class	Units Investment	Transaction	Unit Value	Trade Currency Proceeds	NZD Equivalent Proceeds
20/11/2015 Other	546.1184	Magellan Infrastructure Fund (W) (Cash Dist) Issuer: Magellan Financial Group	1.2036	657.31 AUD	725.51 NZD
22/11/2015 Listed Property	11.3536	OneAnswer Property Securities Fund (PIE) (Cash Dist) Issuer: ANZ New Zealand Investments Limited	2.7709	31.46 NZD	31.46 NZD
23/11/2015 International Equities	2.0000	RIT Capital Partners PLC - GBP (RCP) (Cash Dist) Issuer: RIT Capital Partners PLC	15.9750	31.95 GBP	74.18 NZD
24/11/2015 International Equities	1.0000	RIT Capital Partners PLC - GBP (RCP) (Cash Dist) Issuer: RIT Capital Partners PLC	16.0200	16.02 GBP	36.91 NZD
25/11/2015 International Equities	3.0000	RIT Capital Partners PLC - GBP (RCP) (Cash Dist) Issuer: RIT Capital Partners PLC	15.8533	47.56 GBP	109.46 NZD
26/11/2015 International Equities	5.0000	RIT Capital Partners PLC - GBP (RCP) (Cash Dist) Issuer: RIT Capital Partners PLC	15.7800	78.90 GBP	181.25 NZD
27/11/2015 International Equities	1.0000	RIT Capital Partners PLC - GBP (RCP) (Cash Dist) Issuer: RIT Capital Partners PLC	15.8400	15.84 GBP	36.46 NZD
30/11/2015 International Equities	16.0000	RIT Capital Partners PLC - GBP (RCP) (Cash Dist) Issuer: RIT Capital Partners PLC	15.8131	253.01 GBP	578.71 NZD
09/03/2016 Australasian Equities	83.2860	Devon Trans-Tasman Fund (PIE) (Cash Dist) Issuer: Devon Funds Management	3.4137	284.31 NZD	284.31 NZD
09/03/2016 International Fixed Interest	1,066.3590	Bentham Wholesale Global Income Fund - \$NZD (W) (Cash Dist) Issuer: Bentham Asset Management	0.9483	1,011.23 NZD	1,011.23 NZD
09/03/2016 Listed Property	31.9622	OneAnswer Property Securities Fund (PIE) (Cash Dist) Issuer: ANZ New Zealand Investments Limited	2.8837	92.17 NZD	92.17 NZD
09/03/2016 Other	54.9005	Magellan Infrastructure Fund (W) (Cash Dist) Issuer: Magellan Financial Group	1.2453	68.37 AUD	75.74 NZD
10/03/2016 Australasian Equities	1,648.8200	Perennial Value Wealth Defender Fund (W) (Cash Dist) Issuer: Perennial Investment Partners Limited	0.9376	1,545.93 AUD	1,725.75 NZD

Mr A G Sample
ASSET TRANSACTIONS SUMMARY
From 01 Apr 2015 to 31 Mar 2016

Investment Reductions

Issuer Date Report Class	Units	Investment	Transaction	Unit Value	Trade Currency Proceeds	NZD Equivalent Proceeds
10/03/2016 New Zealand Fixed Interest	136.7433	AMP Capital NZ Fixed Interest Fund (AIF F) (PIE) (Cash Dist) Issuer: AMP Investment Management (N.Z.) Limited	Sale by Redemption	1.6898	231.07 NZD	231.07 NZD
11/03/2016 International Equities	2.0000	SPDR S&P 500 ETF Trust - USD (SPY) (Cash Dist) Issuer: SPDR S&P 500 ETF Trust	Sale by Redemption	198.1200	396.24 USD	589.73 NZD